


**24h**  
**CAMIONS**  
23-24 SEPTEMBRE 2017

## **24 HEURES CAMIONS**

### **Qualifying Practice 1**



**Circuit Bugatti - Le Mans 4185 m**

**22. - 24. September 2017**



**wige** SOLUTIONS

**FFSA**

# 24 HEURES CAMIONS

Circuit Bugatti - Le Mans, length 4185 m

22. - 24. September 2017

24 HEURES CAMIONS



**24h**  
**CAMIONS**  
23-24 SEPTEMBRE 2017

## Result Qualifying Practice 1, 23.09.2017

**FFSA** -Reg.No.: FFSA n°736

Rk	No.	Cl	Driver	Nat.	Entrant/Team	Car	laps	Besttime	GAP	km/h
1	6		Anthony JANIEC	FRA	LION TRUCK RACING (FRA )	MAN TGS	5	<b>2:06.108</b>		119.469
2	1		Thomas ROBINEAU	FRA	THOMAS ROBINEAU (FRA )	MAN/TGX	7	<b>2:06.993</b>	00.885	118.636
3	2		Lionel MONTAGNE	FRA	LIONEL MONTAGNE (FRA )	RENAULT TRUCKS/PREMIL	7	<b>2:07.655</b>	01.547	118.021
4	9		Jean-Charles MAURI	FRA	JEAN CHARLES MAURI (FRA )	RENAULT TRUCKS/PREMIL	7	<b>2:08.419</b>	02.311	117.319
5	20		Téo CALVET	FRA	LION TRUCK RACING (PRT )	MAN TGS	8	<b>2:09.059</b>	02.951	116.737
6	23		José TEODOSIO	PRT	TEAM VITRY TRUCK RACING (PRT )	RENAULT TRUCKS/PREMIL	6	<b>2:09.066</b>	02.958	116.731
7	14		Grégory OSTASZEWSK	POL	GREGORY OSTASZEWSKI (POL )	RENAULT TRUCKS/PREMIL	9	<b>2:09.356</b>	03.248	116.469
8	16		Louis MERIC	FRA	LION TRUCK RACING (PRT )	MAN TGS	7	<b>2:10.249</b>	04.141	115.671
9	39		Franck CONTI	FRA	FRANCK CONTI (FRA )	VOLVO/VN	7	<b>2:10.376</b>	04.268	115.558
10	22		José SOUSA	PRT	TEAM VITRY TRUCK RACING (PRT )	RENAULT TRUCKS/PREMIL	8	<b>2:10.876</b>	04.768	115.117
11	83		Jérémy ROBINEAU	FRA	JEREMY ROBINEAU (FRA )	RENAULT TRUCKS/PREMIL	8	<b>2:12.701</b>	06.593	113.533
12	32		Vincent CROUZADE	FRA	VINCENT CROUZADE (FRA )	IVECO/STRALIS	8	<b>2:13.082</b>	06.974	113.208
13	7		Stéphane LANGUILLAT	FRA	STEPHANE LANGUILLAT (FRA )	RENAULT TRUCKS/PREMIL	9	<b>2:13.630</b>	07.522	112.744
14	68		Aurélien HERGOTT	FRA	TEAM CCF (FRA )	DAF CF	8	<b>2:14.063</b>	07.955	112.380
15	21		Raphaël SOUSA	PRT	TEAM VITRY TRUCK RACING (PRT )	RENAULT TRUCKS/PREMIL	7	<b>2:14.773</b>	08.665	111.788
16	31		Patrick CHATELAIN	FRA	PATRICK CHATELAIN (FRA )	IVECO/STRALIS	9	<b>2:16.274</b>	10.166	110.557
17	33		Patrice LACOUVE	FRA	PATRICE LACOUVE (FRA )	MAN TGS	6	<b>2:17.099</b>	10.991	109.891
18	12		Martial DEFAYE	FRA	MARTIAL DEFAYE (FRA )	RENAULT TRUCKS/PREMIL	6	<b>2:18.552</b>	12.444	108.739
19	18		Frédéric LOUISFERT	FRA	FREDERIC LOUISFERT (FRA )	RENAULT TRUCKS/PREMIL	6	<b>2:19.614</b>	13.506	107.912
20	15		Pascal LEMONNIER	FRA	PASCAL LEMONNIER (FRA )	RENAULT TRUCKS/PREMIL	7	<b>2:20.190</b>	14.082	107.468
21	17		Alain TREUVEY	FRA	ALAIN TREUVEY (FRA )	DAF CF	4	<b>2:22.054</b>	15.946	106.058
22	11		Kévin BASSANELLI	FRA	KEVIN BASSANALLI (FRA )	DAF CF	7	<b>2:22.177</b>	16.069	105.967
23	169		Jérôme CARRET	FRA	JEROME CARRET (FRA )	RENAULT TRUCKS/PREMIL	8	<b>2:22.567</b>	16.459	105.677
24	81		Sébastien DESCROFFRE	FRA	SEBASTIEN DESCROFFRES (FRA )	DAF CF	8	<b>2:23.583</b>	17.475	104.929
25	65		Christophe MIQUEL	FRA	CHRISTOPHE MIQUEL (FRA )	SCANIA	5	<b>2:23.646</b>	17.538	104.883
26	64		Pierre IHUEL	FRA	PIERRE IHUEL (FRA )	VOLVO	8	<b>2:23.690</b>	17.582	104.851

### TRUCKS # 7, 14, 15, 20, 31, 33, 65 & 83 - CANCELATION OF RELEVANT LAP TIMES

Issued:

Race Director

Timekeeper:

**subject to final scrutineering**

Timekeeping and Dataservice: wige SOLUTIONS GmbH & Co. KG, Meuspath (Germany)

Page 1

wige SOLUTIONS

Chief timekeeping: Yasin Özer, Villingen-Schwenningen (Germany), yasin.oezer@wige.de

printed : 23.9.2017 - 13:24




La passion du camion  
**France Routes**

# 24 HEURES CAMIONS

Circuit Bugatti - Le Mans, length 4185 m

22. - 24. September 2017

24 HEURES CAMIONS



**24h**  
**CAMIONS**  
23 - 24 SEPTEMBRE 2017

## Best Sector Times Qualifying Practice 1

**FFSA**

-Reg.No.: FFSA n°736

Pos.	sector 1		sector 2		sector 3		theoretical and best lap time				
	No	Driver	Time	No	Driver	Time	No	Driver	theoretical	Best	Pos
1	6	JANIEC A.	58.178	1	ROBINEAU T.	35.769	6	JANIEC A.	2:06.041	2:06.108	1
2	1	ROBINEAU T.	58.512	6	JANIEC A.	36.094	1	ROBINEAU T.	2:06.454	2:06.993	2
3	2	MONTAGNE L.	59.195	2	MONTAGNE L.	36.277	2	MONTAGNE L.	2:07.655	2:07.655	3
4	9	MAURI J.	59.474	14	OSTASZEWSKI G.	36.478	9	MAURI J.	2:08.404	2:08.419	4
5	14	OSTASZEWSKI G.	59.548	39	CONTI F.	36.565	20	CALVET T.	2:08.682	2:09.356	7
6	20	CALVET T.	59.586	9	MAURI J.	36.604	14	OSTASZEWSKI G.	2:08.962	2:09.059	5
7	23	TEODOSIO J.	59.657	23	TEODOSIO J.	36.624	23	TEODOSIO J.	2:08.998	2:09.066	6
8	16	MERIC L.	1:00.310	20	CALVET T.	36.855	16	MERIC L.	2:09.993	2:10.376	9
9	39	CONTI F.	1:00.330	16	MERIC L.	36.890	39	CONTI F.	2:10.140	2:10.249	8
10	22	SOUSA J.	1:00.462	22	SOUSA J.	37.081	22	SOUSA J.	2:10.657	2:10.876	10
11	32	CROUZADE V.	1:01.361	83	ROBINEAU J.	37.573	83	ROBINEAU J.	2:12.552	2:12.701	11
12	7	LANGUILLAT S.	1:01.395	32	CROUZADE V.	37.619	68	HERGOTT A.	2:12.976	2:13.630	13
13	83	ROBINEAU J.	1:01.467	7	LANGUILLAT S.	37.653	33	LACOUVE P.	2:13.082	2:13.082	12
14	21	SOUSA R.	1:01.470	21	SOUSA R.	37.661	7	LANGUILLAT S.	2:13.697	2:14.063	14
15	68	HERGOTT A.	1:01.843	68	HERGOTT A.	38.105	32	CROUZADE V.	2:13.780	2:14.773	15
16	33	LACOUVE P.	1:02.035	31	CHATELAIN P.	38.355	31	CHATELAIN P.	2:14.242	2:17.099	17
17	31	CHATELAIN P.	1:02.636	33	LACOUVE P.	38.392	12	DEFAYE M.	2:15.237	2:16.274	16
18	12	DEFAYE M.	1:04.013	12	DEFAYE M.	39.406	21	SOUSA R.	2:17.674	2:18.552	18
19	15	LEMONNIER P.	1:04.230	17	TREUVEY A.	39.660	18	LOUISFERT F.	2:19.455	2:20.190	20
20	18	LOUISFERT F.	1:04.255	15	LEMONNIER P.	39.739	15	LEMONNIER P.	2:19.497	2:19.614	19
21	11	BASSANELLI K.	1:05.709	18	LOUISFERT F.	39.942	17	TREUVEY A.	2:21.388	2:22.054	21
22	169	CARRET J.	1:05.726	11	BASSANELLI K.	40.242	81	DESCROFFRES S.	2:22.177	2:22.177	22
23	17	TREUVEY A.	1:05.942	169	CARRET J.	40.542	169	CARRET J.	2:22.298	2:22.567	23
24	64	IHUEL P.	1:06.329	81	DESCROFFRES S.	40.946	64	IHUEL P.	2:23.583	2:23.583	24
25	81	DESCROFFRES S.	1:06.781	64	IHUEL P.	41.236	11	BASSANELLI K.	2:23.690	2:23.690	26
26	65	MIQUEL C.	00.000	65	MIQUEL C.	00.000	65	MIQUEL C.	00.000	2:23.646	25

# 24 HEURES CAMIONS

Circuit Bugatti - Le Mans, length 4185 m

22. - 24. September 2017

24 HEURES CAMIONS



**24h**  
**CAMIONS**  
23-24 SEPTEMBRE 2017

## Lap Analysis Qualifying Practice 1, 23.09.2017

**FFSA** -Reg.No.: FFSA n°736

1 Thomas ROBINEAU (FRA) (MAN/TGX)							Theoretische Bestzeit: 2:06.454				
Lap	D	Time	S1	S2	S3	Lap	D	Time	S1	S2	S3
1	1	3:26.304		59.682	39.986	140	5	1	2:26.306	1:03.388	46.634
2	1	2:07.518	59.177	36.144	32.197	140	6	1	6:19.001	4:32.984	1:01.056 44.961 138
3	1	2:07.208	58.827	36.022	32.359	141	7	1	2:11.547	<b>58.512</b>	36.381
4	1	<b>2:06.993</b>	59.051	<b>35.769</b>	<b>32.173</b>	139					

2 Lionel MONTAGNE (FRA) (RENAULT TRUCKS/PREMIUM)							Theoretische Bestzeit: 2:07.655				
Lap	D	Time	S1	S2	S3	Lap	D	Time	S1	S2	S3
1	1	3:39.479		1:01.221	49.586	141	5	1	4:41.204	3:28.913	38.624 33.667 140
2	1	<b>2:07.655</b>	<b>59.195</b>	<b>36.277</b>	<b>32.183</b>	141	6	1	2:08.149	59.445	36.380 32.324 140
3	1	2:08.108	59.272	36.511	32.325	141	7	1	2:27.487	59.503	46.462 41.522 107
4	1	3:03.268	1:17.895	53.442							

6 Anthony JANIEC (FRA) (MAN TGS)							Theoretische Bestzeit: 2:06.041				
Lap	D	Time	S1	S2	S3	Lap	D	Time	S1	S2	S3
1	1	3:21.586		58.380	40.874	141	4	1	9:36.445	8:12.854	46.747 36.844 142
2	1	<b>2:06.108</b>	58.188	<b>36.094</b>	31.826	142	5	1	2:06.134	<b>58.178</b>	36.187 <b>31.769</b> 142
3	1	3:16.191	1:27.500	57.743							

7 Stéphane LANGUILLAT (FRA) (RENAULT TRUCKS/PREMIUM)							Theoretische Bestzeit: 2:12.976				
Lap	D	Time	S1	S2	S3	Lap	D	Time	S1	S2	S3
1	1	3:56.940		56.992	1:02.081	129	6	1	2:13.529	1:01.809	37.870 <b>134</b>
2	1	2:16.346	1:03.126	39.292	<b>33.928</b>	133	7	1	2:13.876	1:02.257	<b>37.653</b> 33.966 134
3	1	2:14.026	1:01.911	37.978	34.137	133	8	1	2:13.658	<b>1:01.394</b>	37.886 34.377 132
4	1	2:13.857	1:01.563	37.944	34.350	133	9	1	2:14.269	1:01.581	38.098 34.590 132
5	1	<b>2:13.630</b>	1:01.647	37.666	34.317	133					

9 Jean-Charles MAURI (FRA) (RENAULT TRUCKS/PREMIUM)							Theoretische Bestzeit: 2:08.404				
Lap	D	Time	S1	S2	S3	Lap	D	Time	S1	S2	S3
1	1	3:50.429		56.807	52.812	128	5	1	2:09.476	59.981	36.670 32.825 139
2	1	2:11.094	1:00.555	37.464	33.075	138	6	1	2:09.499	1:00.148	<b>36.604</b> 32.747 138
3	1	<b>2:08.419</b>	<b>59.474</b>	36.619	<b>32.326</b>	<b>139</b>	7	1	2:53.676	1:14.396	50.794
4	1	2:17.270	1:04.536	38.671	34.063	138					

11 Kévin BASSANELLI (FRA) (DAF CF)							Theoretische Bestzeit: 2:22.177				
Lap	D	Time	S1	S2	S3	Lap	D	Time	S1	S2	S3
1	1	4:04.027		1:01.756	1:07.056	112	5	1	2:53.755	1:09.922	51.184
2	1	2:38.317	1:14.402	43.067	40.848	119	6	1	5:29.964	4:09.213	42.831 37.920 122
3	1	2:26.605	1:07.911	40.570	38.124	120	7	1	<b>2:22.177</b>	<b>1:05.704</b>	<b>40.242</b> <b>36.226</b> 122
4	1	2:26.803	1:06.560	41.989	38.254	120					

12 Martial DEFAYE (FRA) (RENAULT TRUCKS/PREMIUM)							Theoretische Bestzeit: 2:17.674				
Lap	D	Time	S1	S2	S3	Lap	D	Time	S1	S2	S3
1	1	4:00.564		1:01.857	1:05.745	116	4	1	2:18.646	1:04.543	39.686 34.417 121
2	1	<b>2:18.552</b>	1:04.163	<b>39.406</b>	34.983	121	5	1	2:18.896	1:04.722	39.919 <b>34.255</b> 122
3	1	2:18.569	<b>1:04.013</b>	39.744	34.812	121	6	1	2:49.543	1:16.128	46.208

14 Grégory OSTASZEWSKI (POL) (RENAULT TRUCKS/PREMIUM)							Theoretische Bestzeit: 2:08.682				
Lap	D	Time	S1	S2	S3	Lap	D	Time	S1	S2	S3
1	1	3:50.757		54.479	51.828	130	6	1	2:10.133	1:00.245	36.959 32.929 136
2	1	2:11.511	1:00.584	37.483	33.444	136	7	1	2:09.394	59.943	36.587 139
3	1	<b>2:09.356</b>	59.971	36.729	<b>32.656</b>	136	8	1	2:08.949	<b>59.548</b>	36.761 <b>140</b>
4	1	2:10.403	1:01.064	<b>36.478</b>	32.861	138	9	1	2:11.078	59.880	38.268 32.930 137
5	1	2:09.838	1:00.122	36.866	32.850	136					

15 Pascal LEMONNIER (FRA) (RENAULT TRUCKS/PREMIUM)							Theoretische Bestzeit: 2:19.455				
Lap	D	Time	S1	S2	S3	Lap	D	Time	S1	S2	S3
1	1	4:10.813		44.831	1:01.647	108	5	1	2:35.692	1:06.006	41.787
2	1	2:22.200	1:05.561	41.058	35.581	120	6	1	4:33.351	3:12.855	43.257 37.239 111

# 24 HEURES CAMIONS

Circuit Bugatti - Le Mans, length 4185 m

22. - 24. September 2017

## 24 HEURES CAMIONS



### Lap Analysis Qualifying Practice 1, 23.09.2017

**FFSA** -Reg.No.: FFSA n°736

Lap	D	Time	S1	S2	S3	Lap	D	Time	S1	S2	S3		
3	1	2:20.738	<b>1:04.230</b>	39.949	36.559	<b>121</b>	7	1	2:24.237	1:05.540	40.679	38.018	102
4	1	<b>2:20.190</b>	1:04.965	<b>39.739</b>	<b>35.486</b>	115							

#### 16 Louis MERIC (FRA) (MAN TGS )

Theoretische Bestzeit: 2:10.140

Lap	D	Time	S1	S2	S3	Lap	D	Time	S1	S2	S3		
1	1	3:41.816		1:01.724	50.629	134	5	1	2:10.489	1:00.550	<b>36.890</b>	33.049	135
2	1	<b>2:10.249</b>	1:00.401	36.908	<b>32.940</b>	<b>135</b>	6	1	2:10.437	<b>1:00.310</b>	36.958	33.169	135
3	1	2:10.744	1:00.538	37.152	33.054	133	7	1	2:40.979	1:06.933	45.787		
4	1	2:20.783	1:05.338	42.358	33.087	134							

# 24 HEURES CAMIONS

Circuit Bugatti - Le Mans, length 4185 m

22. - 24. September 2017

24 HEURES CAMIONS



**24h**  
**CAMIONS**  
23-24 SEPTEMBRE 2017

## Lap Analysis Qualifying Practice 1, 23.09.2017

**FFSA** -Reg.No.: FFSA n°736

**17 Alain TREUVEY (FRA) (DAF CF)** Theoretische Bestzeit: 2:21.388

Lap	D	Time	S1	S2	S3	Lap	D	Time	S1	S2	S3
1	1	4:03.716		1:01.531	1:04.677	121	3	<b>2:22.054</b>	<b>1:05.941</b>	<b>39.660</b>	36.452 122
2	1	2:22.254	1:06.609	39.859	<b>35.786</b>	<b>123</b>	4	1	3:04.002	1:24.359	48.007

**18 Frédéric LOUISFERT (FRA) (RENAULT TRUCKS/PREMIUM)** Theoretische Bestzeit: 2:19.497

Lap	D	Time	S1	S2	S3	Lap	D	Time	S1	S2	S3
1	1	4:09.363		45.946	1:01.155	116	4	1	2:20.220	1:04.355	<b>39.942</b> 35.923 120
2	1	2:29.016	1:06.296	43.768	38.952	117	5	1	<b>2:19.614</b>	<b>1:04.251</b>	40.028 35.331 117
3	1	2:20.721	1:05.190	40.231	<b>35.300</b>	<b>120</b>	6	1	2:40.242	1:09.181	44.441

**20 Téo CALVET (FRA) (MAN TGS)** Theoretische Bestzeit: 2:08.962

Lap	D	Time	S1	S2	S3	Lap	D	Time	S1	S2	S3
1	1	3:52.211		1:00.375	51.603	135	5	1	2:09.205	59.754	36.930 <b>32.521</b> 140
2	1	2:10.523	1:00.127	37.433	32.963	141	6	1	2:21.699	1:06.478	41.261 33.960 <b>142</b>
3	1	2:42.450	1:15.027	48.616		140	7	1	<b>2:09.059</b>	<b>59.586</b>	<b>36.855</b> 32.618 139
4	1	2:25.299	1:03.632	44.258	37.409	141	8	1	2:29.781	1:09.900	45.040 34.841 139

**21 Raphaël SOUSA (PRT) (RENAULT TRUCKS/PREMIUM)** Theoretische Bestzeit: 2:13.780

Lap	D	Time	S1	S2	S3	Lap	D	Time	S1	S2	S3
1	1	4:07.589		58.461	1:03.941	102	5	1	2:16.765	1:02.990	39.126 <b>34.649</b> <b>135</b>
2	1	2:32.278	1:10.887	40.823			6	1	2:16.379	1:03.081	38.302 34.996 133
3	1	3:49.038	2:35.532	38.568	34.938	133	7	1	2:19.845	1:02.773	<b>37.661</b>
4	1	<b>2:14.773</b>	<b>1:01.471</b>	38.003	35.300	134					

**22 José SOUSA (PRT) (RENAULT TRUCKS/PREMIUM)** Theoretische Bestzeit: 2:10.657

Lap	D	Time	S1	S2	S3	Lap	D	Time	S1	S2	S3
1	1	3:59.207		1:00.034	57.634	132	5	1	2:11.537	1:00.993	37.416 33.128 135
2	1	2:12.487	1:01.470	37.828	33.189	135	6	1	<b>2:10.876</b>	1:00.558	37.204 <b>33.114</b> <b>138</b>
3	1	2:11.181	1:00.714	37.265	33.202	136	7	1	2:11.193	<b>1:00.461</b>	37.460 33.271 138
4	1	2:12.156	1:01.474	37.328	33.354	135	8	1	2:18.829	1:03.702	<b>37.081</b>

**23 José TEODOSIO (PRT) (RENAULT TRUCKS/PREMIUM)** Theoretische Bestzeit: 2:08.998

Lap	D	Time	S1	S2	S3	Lap	D	Time	S1	S2	S3
1	1	3:29.339		54.751	41.270	137	4	1	<b>2:09.066</b>	59.712	36.637 <b>32.717</b> 138
2	1	2:09.804	59.822	36.975	33.007	<b>138</b>	5	1	2:10.145	1:00.458	36.798 32.889 137
3	1	2:09.194	<b>59.657</b>	<b>36.624</b>	32.913	136	6	1	2:23.566	1:01.832	39.045

**31 Patrick CHATELAIN (FRA) (IVECO/STRALIS)** Theoretische Bestzeit: 2:15.237

Lap	D	Time	S1	S2	S3	Lap	D	Time	S1	S2	S3
1	1	3:56.394		56.515	1:02.621	124	6	1	2:16.331	1:02.900	39.008 34.423 126
2	1	2:18.692	1:04.969	39.147	34.576	125	7	1	<b>2:16.274</b>	1:03.212	<b>38.355</b> 34.707 126
3	1	2:16.601	1:03.243	38.757		<b>131</b>	8	1	2:19.933	1:04.495	40.486 34.952 125
4	1	2:16.412	1:03.631	38.535	<b>34.246</b>	126	9	1	2:16.589	1:03.352	38.492 34.745 127
5	1	2:15.108	<b>1:02.631</b>	38.387		128					

**32 Vincent CROUZADE (FRA) (IVECO/STRALIS)** Theoretische Bestzeit: 2:13.082

Lap	D	Time	S1	S2	S3	Lap	D	Time	S1	S2	S3
1	1	3:48.214		1:00.311	56.294	123	5	1	2:14.067	1:01.528	37.876 34.663 125
2	1	2:17.765	1:02.643	40.573	34.549	125	6	1	<b>2:13.082</b>	<b>1:01.361</b>	<b>37.619</b> <b>34.102</b> 126
3	1	2:19.862	1:01.678	37.791			7	1	2:13.871	1:01.463	38.128 34.280 126
4	1	3:56.315	2:44.233	37.921	34.161	125	8	1	2:13.782	1:01.463	37.993 34.326 <b>127</b>

**33 Patrice LACOUVE (FRA) (MAN TGS)** Theoretische Bestzeit: 2:14.242


Lap	D	Time	S1	S2	S3	Lap	D	Time	S1	S2	S3
1	1	3:58.166		1:01.276	57.185	121	4	1	2:49.176	1:20.548	46.800 41.828 66
2	1	<b>2:17.099</b>	1:03.552	39.732	<b>33.815</b>	130	5	1	2:29.310	1:15.311	38.734 35.265 129
3	1	2:14.468	<b>1:02.031</b>	<b>38.392</b>	<b>131</b>		6	1	2:57.991	1:19.076	45.219

# 24 HEURES CAMIONS

Circuit Bugatti - Le Mans, length 4185 m

22. - 24. September 2017

## 24 HEURES CAMIONS



### Lap Analysis Qualifying Practice 1, 23.09.2017

**FFSA** -Reg.No.: FFSA n°736

**39 Franck CONTI (FRA) (VOLVO/VN)**

**Theoretische Bestzeit: 2:09.993**

Lap	D	Time	S1	S2	S3	Lap	D	Time	S1	S2	S3		
1	1	3:46.238		1:01.939	54.323	135	5	1	2:11.130	1:00.789	37.197	33.144	140
2	1	2:10.599	1:00.784	<b>36.565</b>	33.250	<b>140</b>	6	1	<b>2:10.376</b>	<b>1:00.336</b>	36.948	<b>33.098</b>	139
3	1	2:11.140	1:00.643	36.877	33.620	139	7	1	2:40.316	1:06.604	46.199		
4	1	2:11.576	1:01.248	37.184	33.144	140							

# 24 HEURES CAMIONS

Circuit Bugatti - Le Mans, length 4185 m

22. - 24. September 2017

## 24 HEURES CAMIONS



**24h**  
**CAMIONS**  
23-24 SEPTEMBRE 2017

### Lap Analysis Qualifying Practice 1, 23.09.2017

**FFSA** -Reg.No.: FFSA n°736

64 Pierre IHUEL (FRA ) (VOLVO )							Theoretische Bestzeit: 2:23.690					
Lap	D	Time	S1	S2	S3		Lap	D	Time	S1	S2	S3
1	1	4:12.356		48.952	1:03.811	103	5	1	2:25.626	1:06.975	41.544	37.107 115
2	1	2:27.061	1:08.279	41.639	37.143	117	6	1	2:25.306	1:07.546	41.473	36.287 116
3	1	<b>2:23.690</b>	<b>1:06.321</b>	<b>41.236</b>	<b>36.125</b>	<b>118</b>	7	1	2:28.246	1:07.476	44.257	36.513 116
4	1	2:28.530	1:07.429	42.286	38.815	118	8	1	2:42.984	1:07.300	43.567	

65 Christophe MIQUEL (FRA ) (SCANIA )						Theoretische Bestzeit:					
Lap	D	Time	S1	S2	S3	Lap	D	Time	S1	S2	S3
1	1	4:07.484				4	1	2:40.363			
2	1	<b>2:23.646</b>				5	1	2:56.311			
3	1	2:21.663									

68 Aurélien HERGOTT (FRA ) (DAF CF )							Theoretische Bestzeit: 2:13.697					
Lap	D	Time	S1	S2	S3		Lap	D	Time	S1	S2	S3
1	1	4:01.056		59.589	58.095	117	5	1	<b>2:14.063</b>	<b>1:01.841</b>	38.126	34.094 128
2	1	2:15.517	1:02.665	38.642	34.210	127	6	1	2:29.373	1:04.211	41.318	
3	1	2:15.619	1:02.238	38.750	34.631	129	7	1	3:55.727	2:43.208	38.590	33.929 129
4	1	2:14.566	1:02.712	<b>38.105</b>	<b>33.749</b>	<b>130</b>	8	1	2:14.388	1:02.042	38.220	34.126 128

81 Sébastien DESCROFFRES (FRA ) (DAF CF )							Theoretische Bestzeit: 2:23.583					
Lap	D	Time	S1	S2	S3		Lap	D	Time	S1	S2	S3
1	1	4:05.319		1:01.944	1:07.083	105	5	1	2:25.266	1:07.165	41.768	36.333 118
2	1	2:29.481	1:09.511	42.079	37.891	115	6	1	2:25.576	1:08.055	41.139	36.382 117
3	1	<b>2:23.583</b>	<b>1:06.781</b>	<b>40.946</b>	<b>35.856</b>	<b>119</b>	7	1	2:24.818	1:07.303	41.020	36.495 117
4	1	2:28.607	1:08.416	41.237	38.954	116	8	1	2:25.311	1:07.130	41.632	36.549 113

83 Jérémy ROBINEAU (FRA ) (RENAULT TRUCKS/PREMIUM )							Theoretische Bestzeit: 2:12.552					
Lap	D	Time	S1	S2	S3		Lap	D	Time	S1	S2	S3
1	1	3:54.922		1:01.984	1:01.803	120	5	1	2:28.856	1:09.761	42.628	36.467 125
2	1	2:12.846	1:01.738	37.602		126	6	1	2:13.941	1:01.812	37.740	34.389 <b>127</b>
3	1	2:38.592	1:13.663	46.099	38.830	125	7	1	2:13.346	1:01.655	37.720	126
4	1	2:13.174	1:01.977	37.685	<b>33.512</b>	126	8	1	<b>2:12.701</b>	<b>1:01.461</b>	<b>37.573</b>	33.661 127

169 Jérôme CARRET (FRA ) (RENAULT TRUCKS/PREMIUM )							Theoretische Bestzeit: 2:22.298					
Lap	D	Time	S1	S2	S3		Lap	D	Time	S1	S2	S3
1	1	4:13.877		42.237	44.731	116	5	1	2:24.743	1:07.136	41.042	36.565 118
2	1	2:29.779	1:09.731	42.342	37.706	<b>119</b>	6	1	<b>2:22.567</b>	1:05.995	<b>40.542</b>	<b>36.030</b> 119
3	1	2:26.522	1:08.122	41.262	37.138	118	7	1	2:23.326	1:06.407	40.558	36.361 117
4	1	2:27.647	1:06.527	43.634	37.486	115	8	1	2:40.602	<b>1:05.721</b>	41.340	



# 24 HEURES CAMIONS

Circuit Bugatti - Le Mans, length 4185 m

22. - 24. September 2017

24 HEURES CAMIONS



**24h**  
**CAMIONS**  
23-24 SEPTEMBRE 2017

## Lap by Lap Qualifying Practice 1, 23.09.2017

**FFSA** -Reg.No.: FFSA n°736

<b>1 Thomas ROBINEAU , MAN/TGX / FRA</b>														
1	3:26.304	2	2:07.518	3	2:07.208	4	<b>2:06.993</b>	pit	2:26.306	6	6:19.001	pit	2:11.547	

<b>2 Lionel MONTAGNE , RENAULT TRUCKS/PREMIUM / FRA</b>														
1	3:39.479	2	<b>2:07.655</b>	3	2:08.108	pit	3:03.268	5	4:41.204	6	2:08.149	7	2:27.487	

<b>6 Anthony JANIEC , MAN TGS / FRA</b>														
1	3:21.586	2	<b>2:06.108</b>	pit	3:16.191	4	9:36.445	5	2:06.134					

<b>7 Stéphane LANGUILLAT , RENAULT TRUCKS/PREMIUM / FRA</b>															
1	3:56.940	2	2:16.346	3	2:14.026	4	2:13.857	5	<b>2:13.630</b>	6	2:13.529	7	2:13.876	8	2:13.658
9	2:14.269														

<b>9 Jean-Charles MAURI , RENAULT TRUCKS/PREMIUM / FRA</b>															
1	3:50.429	2	2:11.094	3	<b>2:08.419</b>	4	2:17.270	5	2:09.476	6	2:09.499	pit	2:53.676		

<b>11 Kévin BASSANELLI , DAF CF / FRA</b>															
1	4:04.027	2	2:38.317	3	2:26.605	4	2:26.803	pit	2:53.755	6	5:29.964	7	<b>2:22.177</b>		

<b>12 Martial DEFAYE , RENAULT TRUCKS/PREMIUM / FRA</b>															
1	4:00.564	2	<b>2:18.552</b>	3	2:18.569	4	2:18.646	5	2:18.896	pit	2:49.543				

<b>14 Grégory OSTASZEWSKI , RENAULT TRUCKS/PREMIUM / POL</b>															
1	3:50.757	2	2:11.511	3	<b>2:09.356</b>	4	2:10.403	5	2:09.838	6	2:10.133	7	2:09.394	8	2:08.949
9	2:11.078														

<b>15 Pascal LEMONNIER , RENAULT TRUCKS/PREMIUM / FRA</b>															
1	4:10.813	2	2:22.200	3	2:20.738	4	<b>2:20.190</b>	pit	2:35.692	6	4:33.351	7	2:24.237		

<b>16 Louis MERIC , MAN TGS / FRA</b>															
1	3:41.816	2	<b>2:10.249</b>	3	2:10.744	4	2:20.783	5	2:10.489	6	2:10.437	pit	2:40.979		

<b>17 Alain TREUVEY , DAF CF / FRA</b>															
1	4:03.716	2	2:22.254	3	<b>2:22.054</b>	pit	3:04.002								

<b>18 Frédéric LOUISFERT , RENAULT TRUCKS/PREMIUM / FRA</b>															
1	4:09.363	2	2:29.016	3	2:20.721	4	2:20.220	5	<b>2:19.614</b>	pit	2:40.242				

<b>20 Téo CALVET , MAN TGS / FRA</b>															
1	3:52.211	2	2:10.523	3	<del>2:42.450</del>	4	2:25.299	5	2:09.205	6	2:21.699	7	<b>2:09.059</b>	8	2:29.781

<b>21 Raphaël SOUSA , RENAULT TRUCKS/PREMIUM / PRT</b>															
1	4:07.589	pit	2:32.278	3	3:49.038	4	<b>2:14.773</b>	5	2:16.765	6	2:16.379	pit	2:19.845		

<b>22 José SOUSA , RENAULT TRUCKS/PREMIUM / PRT</b>															
1	3:59.207	2	2:12.487	3	2:11.181	4	2:12.156	5	2:11.537	6	<b>2:10.876</b>	7	2:11.193	pit	2:18.829

<b>23 José TEODOSIO , RENAULT TRUCKS/PREMIUM / PRT</b>															
1	3:29.339	2	2:09.804	3	2:09.194	4	<b>2:09.066</b>	5	2:10.145	pit	2:23.566				

# 24 HEURES CAMIONS

Circuit Bugatti - Le Mans, length 4185 m

22. - 24. September 2017

24 HEURES CAMIONS



**24h**  
**CAMIONS**  
23-24 SEPTEMBRE 2017

## Lap by Lap Qualifying Practice 1, 23.09.2017

**FFSA** -Reg.No.: FFSA n°736

<b>31 Patrick CHATELAIN , IVECO/STRALIS / FRA</b>															
1	3:56.394	2	2:18.692	3	2:16.601	4	2:16.412	5	2:15.108	6	2:16.331	7	<b>2:16.274</b>	8	2:19.933
9	2:16.589														

<b>32 Vincent CROUZADE , IVECO/STRALIS / FRA</b>															
1	3:48.214	2	2:17.765	pit	2:19.862	4	3:56.315	5	2:14.067	6	<b>2:13.082</b>	7	2:13.871	8	2:13.782

<b>33 Patrice LACOUVE , MAN TGS / FRA</b>															
1	3:58.166	2	<b>2:17.099</b>	3	2:14.468	4	2:49.176	5	2:29.310	pit	2:57.991				

<b>39 Franck CONTI , VOLVO/VN / FRA</b>															
1	3:46.238	2	2:10.599	3	2:11.140	4	2:11.576	5	2:11.130	6	<b>2:10.376</b>	pit	2:40.316		

<b>64 Pierre IHUEL , VOLVO / FRA</b>															
1	4:12.356	2	2:27.061	3	<b>2:23.690</b>	4	2:28.530	5	2:25.626	6	2:25.306	7	2:28.246	pit	2:42.984

<b>65 Christophe MIQUEL , SCANIA / FRA</b>															
1	4:07.484	2	<b>2:23.646</b>	3	2:21.663	4	2:40.363	pit	2:56.311						

<b>68 Aurélien HERGOTT , DAF CF / FRA</b>															
1	4:01.056	2	2:15.517	3	2:15.619	4	2:14.566	5	<b>2:14.063</b>	pit	2:29.373	7	3:55.727	8	2:14.388

<b>81 Sébastien DESCROFFRES , DAF CF / FRA</b>															
1	4:05.319	2	2:29.481	3	<b>2:23.583</b>	4	2:28.607	5	2:25.266	6	2:25.576	7	2:24.818	8	2:25.311

<b>83 Jérémy ROBINEAU , RENAULT TRUCKS/PREMIUM / FRA</b>															
1	3:54.922	2	2:12.846	3	2:38.592	4	2:13.174	5	2:28.856	6	2:13.941	7	2:13.346	8	<b>2:12.701</b>

<b>169 Jérôme CARRET , RENAULT TRUCKS/PREMIUM / FRA</b>															
1	4:13.877	2	2:29.779	3	2:26.522	4	2:27.647	5	2:24.743	6	<b>2:22.567</b>	7	2:23.326	8	2:40.602