


**24h**  
**CAMIONS**  
23-24 SEPTEMBRE 2017

## **24 HEURES CAMIONS**

### **Qualifying Practice 2**



**Circuit Bugatti - Le Mans 4185 m**

**22. - 24. September 2017**



**wige** SOLUTIONS

**FFSA**

# 24 HEURES CAMIONS

Circuit Bugatti - Le Mans, length 4185 m

22. - 24. September 2017

24 HEURES CAMIONS



**24h**  
**CAMIONS**  
23 - 24 SEPTEMBRE 2017

## Result Qualifying Practice 2, 24.09.2017

**FFSA** -Reg.No.: FFSA n°736

Rk	No.	Cl	Driver	Nat.	Entrant/Team	Car	laps	Besttime	GAP	km/h
1	6		Anthony JANIEC	FRA	LION TRUCK RACING (FRA )	MAN TGS	5	<b>2:06.874</b>		118.748
2	1		Thomas ROBINEAU	FRA	THOMAS ROBINEAU (FRA )	MAN/TGX	6	<b>2:07.587</b>	00.713	118.084
3	2		Lionel MONTAGNE	FRA	LIONEL MONTAGNE (FRA )	RENAULT TRUCKS/PREMIL	8	<b>2:08.428</b>	01.554	117.311
4	23		José TEODOSIO	PRT	TEAM VITRY TRUCK RACING (PRT )	RENAULT TRUCKS/PREMIL	8	<b>2:09.299</b>	02.425	116.521
5	14		Grégory OSTASZEWSK	POL	GREGORY OSTASZEWSKI (POL )	RENAULT TRUCKS/PREMIL	9	<b>2:10.425</b>	03.551	115.515
6	39		Franck CONTI	FRA	FRANCK CONTI (FRA )	VOLVO/VN	7	<b>2:10.860</b>	03.986	115.131
7	16		Louis MERIC	FRA	LION TRUCK RACING (PRT )	MAN TGS	7	<b>2:11.086</b>	04.212	114.932
8	9		Jean-Charles MAURI	FRA	JEAN CHARLES MAURI (FRA )	RENAULT TRUCKS/PREMIL	9	<b>2:11.786</b>	04.912	114.322
9	20		Téo CALVET	FRA	LION TRUCK RACING (PRT )	MAN TGS	8	<b>2:12.206</b>	05.332	113.959
10	83		Jérémy ROBINEAU	FRA	JEREMY ROBINEAU (FRA )	RENAULT TRUCKS/PREMIL	9	<b>2:12.620</b>	05.746	113.603
11	22		José SOUSA	PRT	TEAM VITRY TRUCK RACING (PRT )	RENAULT TRUCKS/PREMIL	8	<b>2:12.739</b>	05.865	113.501
12	32		Vincent CROUZADE	FRA	VINCENT CROUZADE (FRA )	IVECO/STRALIS	7	<b>2:15.374</b>	08.500	111.292
13	7		Stéphane LANGUILLAT	FRA	STEPHANE LANGUILLAT (FRA )	RENAULT TRUCKS/PREMIL	6	<b>2:16.127</b>	09.253	110.676
14	33		Patrice LACOUVE	FRA	PATRICE LACOUVE (FRA )	MAN TGS	9	<b>2:16.460</b>	09.586	110.406
15	68		Aurélien HERGOTT	FRA	TEAM CCF (FRA )	DAF CF	6	<b>2:16.465</b>	09.591	110.402
16	21		Raphaël SOUSA	PRT	TEAM VITRY TRUCK RACING (PRT )	RENAULT TRUCKS/PREMIL	7	<b>2:17.306</b>	10.432	109.726
17	31		Patrick CHATELAIN	FRA	PATRICK CHATELAIN (FRA )	IVECO/STRALIS	7	<b>2:19.120</b>	12.246	108.295
18	12		Martial DEFAYE	FRA	MARTIAL DEFAYE (FRA )	RENAULT TRUCKS/PREMIL	7	<b>2:20.512</b>	13.638	107.222
19	15		Pascal LEMONNIER	FRA	PASCAL LEMONNIER (FRA )	RENAULT TRUCKS/PREMIL	8	<b>2:21.956</b>	15.082	106.131
20	11		Kévin BASSANELLI	FRA	KEVIN BASSANALLI (FRA )	DAF CF	8	<b>2:22.318</b>	15.444	105.862
21	18		Frédéric LOUISFERT	FRA	FREDERIC LOUISFERT (FRA )	RENAULT TRUCKS/PREMIL	8	<b>2:22.378</b>	15.504	105.817
22	17		Alain TREUVEY	FRA	ALAIN TREUVEY (FRA )	DAF CF	6	<b>2:24.349</b>	17.475	104.372
23	64		Pierre IHUEL	FRA	PIERRE IHUEL (FRA )	VOLVO	8	<b>2:25.952</b>	19.078	103.226
24	65		Christophe MIQUEL	FRA	CHRISTOPHE MIQUEL (FRA )	SCANIA	6	<b>2:26.600</b>	19.726	102.769
25	81		Sébastien DESCROFFRE	FRA	SEBASTIEN DESCROFFRES (FRA )	DAF CF	7	<b>2:28.144</b>	21.270	101.698
26	69		Pierre PARSUS	FRA	PIERRE PARSUS (FRA )	RENAULT TRUCKS/PREMIL	8	<b>2:30.080</b>	23.206	100.386

Issued:

Race Director

Timekeeper:

**subject to final scrutineering**

Timekeeping and Dataservice: wige SOLUTIONS GmbH & Co. KG, Meuspath (Germany)

Page 1

wige SOLUTIONS

Chief timekeeping: Yasin Özer, Villingen-Schwenningen (Germany), yasin.oezer@wige.de

printed : 24.9.2017 - 10:31




La passion des camions  
**France Routes**

# 24 HEURES CAMIONS

Circuit Bugatti - Le Mans, length 4185 m

22. - 24. September 2017

24 HEURES CAMIONS



**24h**  
**CAMIONS**  
23 - 24 SEPTEMBRE 2017

## Best Sector Times Qualifying Practice 2

**FFSA** -Reg.No.: FFSA n°736

Pos.	sector 1		sector 2		sector 3		theoretical and best lap time							
	No	Driver	Time	No	Driver	Time	No	Driver	theoretical	Best	Pos			
1	6	JANIEC A.	58.067	6	JANIEC A.	36.138	6	JANIEC A.	32.669	6	JANIEC A.	2:06.874	2:06.874	1
2	1	ROBINEAU T.	58.520	1	ROBINEAU T.	36.244	1	ROBINEAU T.	32.737	1	ROBINEAU T.	2:07.501	2:07.587	2
3	2	MONTAGNE L.	59.044	2	MONTAGNE L.	36.392	23	TEODOSIO J.	32.804	2	MONTAGNE L.	2:08.428	2:08.428	3
4	23	TEODOSIO J.	59.703	23	TEODOSIO J.	36.584	39	CONTI F.	32.925	23	TEODOSIO J.	2:09.091	2:09.299	4
5	14	OSTASZEWSKI G.	1:00.031	39	CONTI F.	36.928	2	MONTAGNE L.	32.992	14	OSTASZEWSKI G.	2:10.322	2:10.425	5
6	16	MERIC L.	1:00.447	14	OSTASZEWSKI G.	36.964	83	ROBINEAU J.	33.317	39	CONTI F.	2:10.860	2:10.860	6
7	20	CALVET T.	1:00.740	16	MERIC L.	37.154	14	OSTASZEWSKI G.	33.327	16	MERIC L.	2:11.039	2:11.086	7
8	22	SOUSA J.	1:00.770	9	MAURI J.	37.298	9	MAURI J.	33.422	9	MAURI J.	2:11.629	2:11.786	8
9	9	MAURI J.	1:00.909	83	ROBINEAU J.	37.696	16	MERIC L.	33.438	20	CALVET T.	2:12.044	2:12.206	9
10	39	CONTI F.	1:01.007	22	SOUSA J.	37.732	20	CALVET T.	33.516	83	ROBINEAU J.	2:12.432	2:12.620	10
11	83	ROBINEAU J.	1:01.419	20	CALVET T.	37.788	7	LANGUILLAT S.	34.163	22	SOUSA J.	2:12.739	2:12.739	11
12	7	LANGUILLAT S.	1:02.201	68	HERGOTT A.	38.413	22	SOUSA J.	34.237	7	LANGUILLAT S.	2:14.971	2:16.127	13
13	21	SOUSA R.	1:02.244	32	CROUZADE V.	38.514	68	HERGOTT A.	34.361	32	CROUZADE V.	2:15.374	2:15.374	12
14	32	CROUZADE V.	1:02.498	7	LANGUILLAT S.	38.607	32	CROUZADE V.	34.362	33	LACOUVE P.	2:15.658	2:16.460	14
15	33	LACOUVE P.	1:02.611	33	LACOUVE P.	38.613	33	LACOUVE P.	34.434	68	HERGOTT A.	2:15.889	2:16.465	15
16	68	HERGOTT A.	1:03.115	21	SOUSA R.	38.692	12	DEFAYE M.	34.941	21	SOUSA R.	2:16.044	2:17.306	16
17	31	CHATELAIN P.	1:04.082	31	CHATELAIN P.	39.159	21	SOUSA R.	35.108	31	CHATELAIN P.	2:18.581	2:19.120	17
18	17	TREUVEY A.	1:05.181	12	DEFAYE M.	39.836	31	CHATELAIN P.	35.340	12	DEFAYE M.	2:20.146	2:20.512	18
19	12	DEFAYE M.	1:05.369	11	BASSANELLI K.	40.005	15	LEMONNIER P.	35.549	15	LEMONNIER P.	2:21.052	2:21.956	19
20	15	LEMONNIER P.	1:05.467	15	LEMONNIER P.	40.036	11	BASSANELLI K.	35.616	11	BASSANELLI K.	2:21.189	2:22.318	20
21	11	BASSANELLI K.	1:05.568	18	LOUISFERT F.	40.178	18	LOUISFERT F.	36.083	17	TREUVEY A.	2:21.950	2:24.349	22
22	18	LOUISFERT F.	1:05.802	17	TREUVEY A.	40.389	17	TREUVEY A.	36.380	18	LOUISFERT F.	2:22.063	2:22.378	21
23	64	IHUEL P.	1:07.093	64	IHUEL P.	40.827	64	IHUEL P.	36.763	64	IHUEL P.	2:24.683	2:25.952	23
24	81	DESCROFFRES S.	1:08.308	65	MIQUEL C.	40.955	65	MIQUEL C.	36.952	65	MIQUEL C.	2:26.600	2:26.600	24
25	65	MIQUEL C.	1:08.693	81	DESCROFFRES S.	42.287	81	DESCROFFRES S.	37.230	81	DESCROFFRES S.	2:27.825	2:28.144	25
26	69	PARSUS P.	1:09.030	69	PARSUS P.	42.716	69	PARSUS P.	37.237	69	PARSUS P.	2:28.983	2:30.080	26

# 24 HEURES CAMIONS

Circuit Bugatti - Le Mans, length 4185 m

22. - 24. September 2017

24 HEURES CAMIONS



**24h**  
**CAMIONS**  
23-24 SEPTEMBRE 2017

## Lap Analysis Qualifying Practice 2, 24.09.2017

**FFSA** -Reg.No.: FFSA n°736

1 Thomas ROBINEAU (FRA) (MAN/TGX)							Theoretische Bestzeit: 2:07.501					
Lap	D	Time	S1	S2	S3		Lap	D	Time	S1	S2	S3
1	1	3:09.992		58.780	<b>139</b>		4	1	2:13.381	1:00.533	37.886	
2	1	<b>2:07.587</b>	<b>58.520</b>	36.330	<b>32.737</b>	137	5	1	8:16.768	6:54.708	47.538	34.522 137
3	1	2:08.608	59.335	<b>36.244</b>	33.029	139	6	1	2:14.470	1:00.287	37.871	

2 Lionel MONTAGNE (FRA) (RENAULT TRUCKS/PREMIUM)							Theoretische Bestzeit: 2:08.428					
Lap	D	Time	S1	S2	S3		Lap	D	Time	S1	S2	S3
1	1	3:15.269		59.191	38.106	<b>141</b>	5	1	4:00.834	2:43.618	42.000	35.216 136
2	1	<b>2:08.428</b>	<b>59.044</b>	<b>36.392</b>	<b>32.992</b>	135	6	1	2:18.703	1:02.350	41.043	35.310 139
3	1	2:10.027	1:00.066	36.873	33.088	138	7	1	2:21.045	1:02.245	42.734	36.066 140
4	1	3:02.460	1:14.499	59.087			8	1	2:19.770	1:00.336	38.855	40.579 111

6 Anthony JANIEC (FRA) (MAN TGS)							Theoretische Bestzeit: 2:06.874					
Lap	D	Time	S1	S2	S3		Lap	D	Time	S1	S2	S3
1	1	3:06.090		54.275	39.063	<b>141</b>	4	1	9:36.726	8:18.550	42.424	35.752 137
2	1	<b>2:06.874</b>	<b>58.067</b>	<b>36.138</b>	<b>32.669</b>	137	5	1	2:08.339	59.145	36.491	32.703 141
3	1	3:05.352	1:24.418	55.832								

7 Stéphane LANGUILLAT (FRA) (RENAULT TRUCKS/PREMIUM)							Theoretische Bestzeit: 2:14.971					
Lap	D	Time	S1	S2	S3		Lap	D	Time	S1	S2	S3
1	1	3:41.514		52.119	49.300	124	4	1	2:19.919	1:03.128	39.964	36.827 129
2	1	<b>2:16.127</b>	<b>1:02.201</b>	38.838	35.088	130	5	1	2:40.100	1:10.088	47.303	
3	1	2:18.542	1:03.781	<b>38.607</b>	36.154	<b>132</b>	6	1	8:25.432	7:11.588	39.681	<b>34.163</b> 130

9 Jean-Charles MAURI (FRA) (RENAULT TRUCKS/PREMIUM)							Theoretische Bestzeit: 2:11.629					
Lap	D	Time	S1	S2	S3		Lap	D	Time	S1	S2	S3
1	1	3:27.091		1:00.870	43.787	116	6	1	2:13.594	1:01.997	37.757	33.840 134
2	1	2:12.180	1:01.342	<b>37.298</b>		136	7	1	2:21.688	1:09.570	38.094	34.024 <b>137</b>
3	1	2:35.202	1:07.948	46.819	40.435	136	8	1	<b>2:11.786</b>	<b>1:00.905</b>	37.455	<b>33.422</b> 136
4	1	2:18.305	1:02.818	39.089	36.398	135	9	1	2:47.650	1:12.934	44.539	
5	1	2:15.652	1:02.656	38.381	34.615	136						

11 Kévin BASSANELLI (FRA) (DAF CF)							Theoretische Bestzeit: 2:21.189					
Lap	D	Time	S1	S2	S3		Lap	D	Time	S1	S2	S3
1	1	3:49.693		54.892	52.603	115	5	1	2:23.078	<b>1:05.565</b>	41.607	35.903 120
2	1	2:26.775	1:07.324	41.906	37.545	117	6	1	2:23.138	1:07.340	40.182	<b>35.616</b> <b>121</b>
3	1	2:40.423	1:12.984	48.230		119	7	1	2:32.448	1:06.443	48.748	37.257 120
4	1	2:36.499	1:05.887		1:30.612	118	8	1	<b>2:22.318</b>	1:06.250	<b>40.005</b>	36.063 120

12 Martial DEFAYE (FRA) (RENAULT TRUCKS/PREMIUM)							Theoretische Bestzeit: 2:20.146					
Lap	D	Time	S1	S2	S3		Lap	D	Time	S1	S2	S3
1	1	3:44.535		58.446	49.521	117	5	1	2:22.012	<b>1:05.365</b>	40.587	36.056 119
2	1	<b>2:20.512</b>	1:05.735	<b>39.836</b>	<b>34.941</b>	117	6	1	2:22.866	1:05.871	41.118	35.877 <b>122</b>
3	1	2:23.909	1:07.799	40.719		120	7	1	2:42.213	1:10.458	44.626	
4	1	2:22.237	1:05.537	40.953	35.747	119						

14 Grégory OSTASZEWSKI (POL) (RENAULT TRUCKS/PREMIUM)							Theoretische Bestzeit: 2:10.322					
Lap	D	Time	S1	S2	S3		Lap	D	Time	S1	S2	S3
1	1	3:34.091		53.969	42.900	130	6	1	2:14.737	1:02.878	38.028	33.831 135
2	1	2:13.025	1:01.143	38.555	<b>33.327</b>	134	7	1	2:12.496	1:01.175	37.470	33.851 135
3	1	<b>2:10.425</b>	<b>1:00.031</b>	<b>36.964</b>	33.430	<b>136</b>	8	1	2:13.451	1:00.748	38.640	34.063 133
4	1	2:13.859	1:03.082	37.089	33.688	133	9	1	2:13.104	1:01.485	37.652	33.967 134
5	1	2:12.502	1:01.000	37.574	33.928	136						


15 Pascal LEMONNIER (FRA) (RENAULT TRUCKS/PREMIUM)							Theoretische Bestzeit: 2:21.052					
Lap	D	Time	S1	S2	S3		Lap	D	Time	S1	S2	S3
1	1	3:55.098		50.580	48.885	108	5	1	2:22.872	<b>1:05.467</b>	41.095	36.310 115
2	1	2:25.948	1:08.146	41.256	36.546	116	6	1	2:22.423	1:06.036	40.625	<b>121</b>
3	1	2:23.291	1:06.284	40.707	36.300	117	7	1	2:23.412	1:05.765	41.091	36.556 113

# 24 HEURES CAMIONS

Circuit Bugatti - Le Mans, length 4185 m

22. - 24. September 2017

## 24 HEURES CAMIONS



### Lap Analysis Qualifying Practice 2, 24.09.2017

**FFSA** -Reg.No.: FFSA n°736

Lap	D	Time	S1	S2	S3	Lap	D	Time	S1	S2	S3		
4	1	2:24.862	1:06.431	41.154	37.277	113	8	1	<b>2:21.956</b>	1:06.371	<b>40.036</b>	<b>35.549</b>	114

#### 16 Louis MERIC (FRA) (MAN TGS )

Theoretische Bestzeit: 2:11.039


Lap	D	Time	S1	S2	S3	Lap	D	Time	S1	S2	S3		
1	1	3:20.997		1:03.368	38.804	132	5	1	5:54.958	4:36.831	44.092	34.035	131
2	1	<b>2:11.086</b>	1:00.494	<b>37.154</b>	<b>33.438</b>	<b>133</b>	6	1	2:17.252	1:04.066	38.894	34.292	132
3	1	2:11.546	<b>1:00.441</b>	37.451	33.648	133	7	1	2:19.439	1:02.924	38.412		
4	1	2:33.483	1:06.977	44.037									

# 24 HEURES CAMIONS

Circuit Bugatti - Le Mans, length 4185 m

22. - 24. September 2017

24 HEURES CAMIONS



**24h**  
**CAMIONS**  
23-24 SEPTEMBRE 2017

## Lap Analysis Qualifying Practice 2, 24.09.2017

FFSA/ -Reg.No.: FFSA n°736

17 Alain TREUVEY (FRA) (DAF CF)							Theoretische Bestzeit: 2:21.950						
Lap	D	Time	S1	S2	S3		Lap	D	Time	S1	S2	S3	
1	1	3:48.789		58.172			4	1	<b>2:24.349</b>	1:06.945	41.024	<b>36.380</b>	121
2	1	7:14.406	5:55.282	41.541	37.583	118	5	1	2:29.628	<b>1:05.181</b>	40.780		
3	1	2:25.416	1:07.602	40.998	36.816	120	6	1	3:30.091	2:12.168	<b>40.389</b>	37.534	97

18 Frédéric LOUISFERT (FRA) (RENAULT TRUCKS/PREMIUM)							Theoretische Bestzeit: 2:22.063						
Lap	D	Time	S1	S2	S3		Lap	D	Time	S1	S2	S3	
1	1	3:51.022		49.929	50.835	117	5	1	2:23.296	1:06.048	40.747	36.501	119
2	1	2:35.799	1:07.830	42.735	45.234	118	6	1	<b>2:22.378</b>	1:06.117	<b>40.178</b>	<b>36.083</b>	119
3	1	2:25.900	1:06.265	42.586	37.049	<b>120</b>	7	1	2:23.480	<b>1:05.802</b>	40.649	37.029	115
4	1	2:23.382	1:06.112	40.949	36.321	116	8	1	2:37.513	1:10.765	44.231	42.517	114

20 Téo CALVET (FRA) (MAN TGS)							Theoretische Bestzeit: 2:12.044						
Lap	D	Time	S1	S2	S3		Lap	D	Time	S1	S2	S3	
1	1	3:40.037		1:01.455	49.328	136	5	1	2:29.873	1:08.282	46.687	34.904	138
2	1	2:13.344	1:00.976	37.828	34.540	137	6	1	2:13.133	<b>1:00.741</b>	38.121	34.272	137
3	1	2:47.817	1:20.706	48.322	38.789	137	7	1	2:22.915	1:07.141	40.969	34.805	139
4	1	2:12.377	1:00.873	<b>37.788</b>	33.716	139	8	1	<b>2:12.206</b>	1:00.858	37.832	<b>33.516</b>	<b>141</b>

21 Raphaël SOUSA (PRT) (RENAULT TRUCKS/PREMIUM)							Theoretische Bestzeit: 2:16.044						
Lap	D	Time	S1	S2	S3		Lap	D	Time	S1	S2	S3	
1	1	3:42.521		50.328	49.012	130	5	1	2:23.970	1:03.238	41.572		
2	1	3:09.875	<b>1:02.241</b>	<b>38.692</b>	1:28.939	56	6	1	3:46.917	2:26.566	43.582	36.769	132
3	1	2:21.818	1:07.741	38.907	35.170	131	7	1	2:19.903	1:04.836	39.465	35.602	132
4	1	<b>2:17.306</b>	1:02.895	39.303	<b>35.108</b>	<b>133</b>							

22 José SOUSA (PRT) (RENAULT TRUCKS/PREMIUM)							Theoretische Bestzeit: 2:12.739						
Lap	D	Time	S1	S2	S3		Lap	D	Time	S1	S2	S3	
1	1	3:34.667		48.845	45.521	134	5	1	2:14.356	1:01.579	38.282	34.495	134
2	1	2:14.815	1:01.782	38.725	34.308	<b>135</b>	6	1	2:14.973	1:02.131	38.178	34.664	133
3	1	<b>2:12.739</b>	<b>1:00.771</b>	<b>37.732</b>	<b>34.237</b>	135	7	1	2:15.982	1:02.331	38.898	34.753	135
4	1	2:14.972	1:01.995	38.248	34.729	133	8	1	2:22.990	1:04.540	40.044		

23 José TEODOSIO (PRT) (RENAULT TRUCKS/PREMIUM)							Theoretische Bestzeit: 2:09.091						
Lap	D	Time	S1	S2	S3		Lap	D	Time	S1	S2	S3	
1	1	3:19.405		58.005	38.524	137	5	1	2:12.126	1:00.825	37.243	34.058	135
2	1	<b>2:09.299</b>	59.911	<b>36.584</b>	<b>32.804</b>	<b>138</b>	6	1	2:18.407	1:01.946	38.579		
3	1	2:12.106	<b>59.703</b>	38.480	33.923	136	7	1	4:59.663	3:48.471	37.368	33.824	137
4	1	2:14.412	1:00.770	39.500	34.142	136	8	1	2:13.047	1:00.743	37.358	34.946	136

31 Patrick CHATELAIN (FRA) (IVECO/STRALIS)							Theoretische Bestzeit: 2:18.581						
Lap	D	Time	S1	S2	S3		Lap	D	Time	S1	S2	S3	
1	1	3:38.189		1:02.269	49.894	119	5	1	2:25.458	1:05.311	40.516		
2	1	<b>2:19.120</b>	1:04.089	39.391	35.640	124	6	1	5:33.218	4:17.540	39.752	35.926	127
3	1	2:20.732	1:04.821	<b>39.159</b>	36.752	<b>128</b>	7	1	2:19.311	1:04.265	39.706	<b>35.340</b>	125
4	1	2:19.958	<b>1:04.082</b>	39.671		126							

32 Vincent CROUZADE (FRA) (IVECO/STRALIS)							Theoretische Bestzeit: 2:15.374						
Lap	D	Time	S1	S2	S3		Lap	D	Time	S1	S2	S3	
1	1	3:33.643		1:02.871	46.401	123	5	1	6:01.046	4:47.708	38.628	34.710	<b>125</b>
2	1	2:19.460	1:05.381	38.864	35.215	121	6	1	2:15.830	1:02.611	38.737	34.482	125
3	1	2:22.545	1:05.914	39.615	37.016	124	7	1	<b>2:15.374</b>	<b>1:02.491</b>	<b>38.514</b>	<b>34.362</b>	123
4	1	2:28.391	1:08.564	39.414									


33 Patrice LACOUVE (FRA) (MAN TGS)							Theoretische Bestzeit: 2:15.658						
Lap	D	Time	S1	S2	S3		Lap	D	Time	S1	S2	S3	
1	1	3:32.285		1:03.136	45.851	129	6	1	2:29.000	1:05.939	46.527	36.534	130
2	1	2:19.139	<b>1:02.611</b>	39.928		124	7	1	<b>2:16.460</b>	1:03.413	<b>38.613</b>	<b>34.434</b>	<b>132</b>
3	1	2:18.486	1:03.433	40.051	35.002	130	8	1	2:18.076	1:03.140	39.401	35.535	128

# 24 HEURES CAMIONS

Circuit Bugatti - Le Mans, length 4185 m

22. - 24. September 2017

## 24 HEURES CAMIONS



### Lap Analysis Qualifying Practice 2, 24.09.2017

**FFSA** -Reg.No.: FFSA n°736

Lap	D	Time	S1	S2	S3	Lap	D	Time	S1	S2	S3
4	1	2:19.248	1:04.189	39.248	35.811	128	9	1	3:03.158	1:17.089	51.316
5	1	2:18.444	1:03.959	39.353	35.132	129					

#### 39 Franck CONTI (FRA) (VOLVO/VN)

Theoretische Bestzeit: 2:10.860

Lap	D	Time	S1	S2	S3	Lap	D	Time	S1	S2	S3		
1	1	3:29.318		1:04.235	45.124	132	5	1	2:13.220	1:01.548	37.803	33.869	137
2	1	<b>2:10.860</b>	<b>1:01.007</b>	<b>36.928</b>	<b>32.925</b>	<b>138</b>	6	1	2:12.786	1:01.234	37.776	33.776	137
3	1	2:11.506	1:01.071	37.186	33.249	138	7	1	2:41.411	1:09.881	47.816		
4	1	2:14.737	1:01.418	39.067	34.252	137							

# 24 HEURES CAMIONS

Circuit Bugatti - Le Mans, length 4185 m

22. - 24. September 2017

24 HEURES CAMIONS



**24h**  
**CAMIONS**  
23 - 24 SEPTEMBRE 2017

## Lap Analysis Qualifying Practice 2, 24.09.2017

**FFSA** -Reg.No.: FFSA n°736

64 Pierre IHUEL (FRA) (VOLVO)						Theoretische Bestzeit: 2:24.683							
Lap	D	Time	S1	S2	S3	Lap	D	Time	S1	S2	S3		
1	1	3:53.307		48.844	51.756	112	5	1	2:27.128	1:07.331	42.961	36.836	116
2	1	2:26.606	1:08.738	<b>40.827</b>	37.041	<b>116</b>	6	1	<b>2:25.952</b>	<b>1:07.093</b>	41.906	36.953	115
3	1	2:26.983	1:08.549	41.604	36.830	115	7	1	2:26.833	1:08.074	41.996	<b>36.763</b>	115
4	1	2:26.782	1:07.174	42.093	37.515	114	8	1	2:27.444	1:07.782	42.464	37.198	113

65 Christophe MIQUEL (FRA) (SCANIA)						Theoretische Bestzeit: 2:26.600							
Lap	D	Time	S1	S2	S3	Lap	D	Time	S1	S2	S3		
1	1	3:44.456		1:02.947	51.627	110	4	1	2:29.700	1:09.249	41.867	38.584	113
2	1	2:38.946	1:12.374	46.712	39.860	110	5	1	2:32.735	1:10.427	42.114	40.194	107
3	1	<b>2:26.600</b>	<b>1:08.693</b>	<b>40.955</b>	<b>36.952</b>	<b>116</b>	6	1	2:54.226	1:10.368	45.916		

68 Aurélien HERGOTT (FRA) (DAF CF)						Theoretische Bestzeit: 2:15.889							
Lap	D	Time	S1	S2	S3	Lap	D	Time	S1	S2	S3		
1	1	3:45.021		45.478	47.835	122	4	1	2:18.808	1:03.289	39.541	35.978	126
2	1	2:18.035	1:05.261	<b>38.413</b>	<b>34.361</b>	<b>129</b>	5	1	2:17.442	1:03.825	38.971	34.646	127
3	1	<b>2:16.465</b>	<b>1:03.111</b>	38.539	34.811	128	6	1	2:35.845	1:04.242	44.123		

69 Pierre PARSUS (FRA) (RENAULT TRUCKS/PREMIUM)						Theoretische Bestzeit: 2:28.983							
Lap	D	Time	S1	S2	S3	Lap	D	Time	S1	S2	S3		
1	1	3:52.268		51.263	53.005	111	5	1	2:31.746	1:10.314	43.575	37.857	117
2	1	2:38.724	1:16.768	43.564	38.392	115	6	1	<b>2:30.080</b>	1:10.127	<b>42.716</b>	<b>37.237</b>	119
3	1	2:31.630	1:09.730	43.373	38.527	<b>119</b>	7	1	2:30.337	1:09.099	43.560	37.678	118
4	1	2:33.267	1:10.375	44.903	37.989	119	8	1	2:30.461	<b>1:09.030</b>	43.580	37.851	115

81 Sébastien DESCROFFRES (FRA) (DAF CF)						Theoretische Bestzeit: 2:27.825							
Lap	D	Time	S1	S2	S3	Lap	D	Time	S1	S2	S3		
1	1	3:46.883		54.917	49.234	112	5	1	2:29.149	1:08.393	42.807	37.949	115
2	1	2:28.964	1:08.387	42.609	37.968	114	6	1	<b>2:28.144</b>	<b>1:08.301</b>	42.606	<b>37.230</b>	<b>116</b>
3	1	2:35.832	1:09.051	42.606			7	1	2:35.647	1:09.432	<b>42.287</b>		
4	1	5:08.003	3:45.819	44.586	37.598	115							

83 Jérémy ROBINEAU (FRA) (RENAULT TRUCKS/PREMIUM)						Theoretische Bestzeit: 2:12.432							
Lap	D	Time	S1	S2	S3	Lap	D	Time	S1	S2	S3		
1	1	3:31.331		1:04.540	45.788	<b>126</b>	6	1	2:30.217	1:04.388	48.426	37.403	123
2	1	<b>2:12.620</b>	1:01.607	<b>37.696</b>	<b>33.317</b>	124	7	1	2:15.269	1:02.229	38.412	34.628	124
3	1	2:13.317	<b>1:01.411</b>	38.020	33.878	125	8	1	2:15.246	1:02.672	38.298	34.276	125
4	1	2:28.961	1:11.303	42.191	35.467	125	9	1	2:15.770	1:02.560	38.989	34.221	124
5	1	2:16.847	1:02.484	39.328	35.035	122							



# 24 HEURES CAMIONS

Circuit Bugatti - Le Mans, length 4185 m

22. - 24. September 2017

24 HEURES CAMIONS



**24h**  
**CAMIONS**  
23-24 SEPTEMBRE 2017

## Lap by Lap Qualifying Practice 2, 24.09.2017

**FFSA**

-Reg.No.: FFSA n°736

<b>1 Thomas ROBINEAU , MAN/TGX / FRA</b>													
1	3:09.992	2	<b>2:07.587</b>	3	2:08.608	pit	2:13.381	5	8:16.768	pit	2:14.470		

<b>2 Lionel MONTAGNE , RENAULT TRUCKS/PREMIUM / FRA</b>															
1	3:15.269	2	<b>2:08.428</b>	3	2:10.027	pit	3:02.460	5	4:00.834	6	2:18.703	7	2:21.045	8	2:19.770

<b>6 Anthony JANIEC , MAN TGS / FRA</b>														
1	3:06.090	2	<b>2:06.874</b>	pit	3:05.352	4	9:36.726	5	2:08.339					

<b>7 Stéphane LANGUILLAT , RENAULT TRUCKS/PREMIUM / FRA</b>														
1	3:41.514	2	<b>2:16.127</b>	3	2:18.542	4	2:19.919	pit	2:40.100	6	8:25.432			

<b>9 Jean-Charles MAURI , RENAULT TRUCKS/PREMIUM / FRA</b>															
1	3:27.091	2	<del>2:12.180</del>	3	2:35.202	4	2:18.305	5	2:15.652	6	2:13.594	7	2:21.688	8	<b>2:11.786</b>
pit	2:47.650														

<b>11 Kévin BASSANELLI , DAF CF / FRA</b>															
1	3:49.693	2	2:26.775	3	<del>2:40.423</del>	4	2:36.499	5	2:23.078	6	2:23.138	7	2:32.448	8	<b>2:22.318</b>

<b>12 Martial DEFAYE , RENAULT TRUCKS/PREMIUM / FRA</b>															
1	3:44.535	2	<b>2:20.512</b>	3	<del>2:23.909</del>	4	2:22.237	5	2:22.012	6	2:22.866	pit	2:42.213		

<b>14 Grégory OSTASZEWSKI , RENAULT TRUCKS/PREMIUM / POL</b>															
1	3:34.091	2	2:13.025	3	<b>2:10.425</b>	4	2:13.859	5	2:12.502	6	2:14.737	7	2:12.496	8	2:13.451
9	2:13.104														

<b>15 Pascal LEMONNIER , RENAULT TRUCKS/PREMIUM / FRA</b>															
1	3:55.098	2	2:25.948	3	2:23.291	4	2:24.862	5	2:22.872	6	<del>2:22.423</del>	7	2:23.412	8	<b>2:21.956</b>

<b>16 Louis MERIC , MAN TGS / FRA</b>															
1	3:20.997	2	<b>2:11.086</b>	3	2:11.546	pit	2:33.483	5	5:54.958	6	2:17.252	pit	2:19.439		

<b>17 Alain TREUVEY , DAF CF / FRA</b>															
pit	3:48.789	2	7:14.406	3	2:25.416	4	<b>2:24.349</b>	pit	2:29.628	6	3:30.091				

<b>18 Frédéric LOUISFERT , RENAULT TRUCKS/PREMIUM / FRA</b>															
1	3:51.022	2	2:35.799	3	2:25.900	4	2:23.382	5	2:23.296	6	<b>2:22.378</b>	7	2:23.480	8	2:37.513

<b>20 Téo CALVET , MAN TGS / FRA</b>															
1	3:40.037	2	2:13.344	3	2:47.817	4	2:12.377	5	2:29.873	6	2:13.133	7	2:22.915	8	<b>2:12.206</b>

<b>21 Raphaël SOUSA , RENAULT TRUCKS/PREMIUM / PRT</b>															
1	3:42.521	2	3:09.875	3	2:21.818	4	<b>2:17.306</b>	pit	2:23.970	6	3:46.917	7	2:19.903		

<b>22 José SOUSA , RENAULT TRUCKS/PREMIUM / PRT</b>															
1	3:34.667	2	2:14.815	3	<b>2:12.739</b>	4	2:14.972	5	2:14.356	6	2:14.973	7	2:15.982	pit	2:22.990

<b>23 José TEODOSIO , RENAULT TRUCKS/PREMIUM / PRT</b>															
1	3:19.405	2	<b>2:09.299</b>	3	2:12.106	4	2:14.412	5	2:12.126	pit	2:18.407	7	4:59.663	8	2:13.047

# 24 HEURES CAMIONS

Circuit Bugatti - Le Mans, length 4185 m

22. - 24. September 2017

24 HEURES CAMIONS



**24h**  
**CAMIONS**  
23 - 24 SEPTEMBRE 2017

## Lap by Lap Qualifying Practice 2, 24.09.2017

**FFSA** -Reg.No.: FFSA n°736

<b>31 Patrick CHATELAIN , IVECO/STRALIS / FRA</b>														
1	3:38.189	2	<b>2:19.120</b>	3	2:20.732	4	2:19.958	pit	2:25.458	6	5:33.218	7	2:19.311	

<b>32 Vincent CROUZADE , IVECO/STRALIS / FRA</b>														
1	3:33.643	2	2:19.460	3	2:22.545	pit	2:28.391	5	6:01.046	6	2:15.830	7	<b>2:15.374</b>	

<b>33 Patrice LACOUVE , MAN TGS / FRA</b>															
1	3:32.285	2	<del>2:19.139</del>	3	2:18.486	4	2:19.248	5	2:18.444	6	2:29.000	7	<b>2:16.460</b>	8	2:18.076
pit	3:03.158														

<b>39 Franck CONTI , VOLVO/VN / FRA</b>														
1	3:29.318	2	<b>2:10.860</b>	3	2:11.506	4	2:14.737	5	2:13.220	6	2:12.786	pit	2:41.411	

<b>64 Pierre IHUEL , VOLVO / FRA</b>															
1	3:53.307	2	2:26.606	3	2:26.983	4	2:26.782	5	2:27.128	6	<b>2:25.952</b>	7	2:26.833	8	2:27.444

<b>65 Christophe MIQUEL , SCANIA / FRA</b>														
1	3:44.456	2	2:38.946	3	<b>2:26.600</b>	4	2:29.700	5	2:32.735	pit	2:54.226			

<b>68 Aurélien HERGOTT , DAF CF / FRA</b>														
1	3:45.021	2	2:18.035	3	<b>2:16.465</b>	4	2:18.808	5	2:17.442	pit	2:35.845			

<b>69 Pierre PARSUS , RENAULT TRUCKS/PREMIUM / FRA</b>															
1	3:52.268	2	2:38.724	3	2:31.630	4	2:33.267	5	2:31.746	6	<b>2:30.080</b>	7	2:30.337	8	2:30.461

<b>81 Sébastien DESCROFFRES , DAF CF / FRA</b>														
1	3:46.883	2	2:28.964	pit	2:35.832	4	5:08.003	5	2:29.149	6	<b>2:28.144</b>	pit	2:35.647	

<b>83 Jérémy ROBINEAU , RENAULT TRUCKS/PREMIUM / FRA</b>															
1	3:31.331	2	<b>2:12.620</b>	3	2:13.317	4	2:28.961	5	2:16.847	6	2:30.217	7	2:15.269	8	2:15.246
9	2:15.770														