


24h
CAMIONS
23-24 SEPTEMBRE 2017

24 HEURES CAMIONS

Race 2



Circuit Bugatti - Le Mans 4185 m

22. - 24. September 2017



wige SOLUTIONS

FFSA

24 HEURES CAMIONS

Circuit Bugatti - Le Mans, length 4185 m

22. - 24. September 2017

24 HEURES CAMIONS



24h
CAMIONS
23-24 SEPTEMBRE 2017

Provisional Result Race 2, 23.09.2017

FFSA -Reg.No.: FFSA n°736

started : 25			classified : 25		not classified : 0						
Pos	No.	Cl.	Team	Driver, Place	Car	Lap	Time total	Interval	Avg. Total	fastest Avg.	at Lap
1	6		LION TRUCK RACING (FRA)			9	19:21.379		116.753	2:06.118	4
			Anthony JANIEC / FRA		MAN TGS					119.460	
2	2		LIONEL MONTAGNE (FRA)			9	19:24.091	02.712	116.481	2:07.497	2
			Lionel MONTAGNE / FRA		RENAULT TRUCKS/PREMIUM			02.712		118.167	
3	1		THOMAS ROBINEAU (FRA)			9	19:24.745	03.366	116.415	2:07.260	4
			Thomas ROBINEAU / FRA		MAN/TGX			00.654		118.388	
4	14		GREGORY OSTASZEWSKI (POL)			9	19:39.148	17.769	114.993	2:09.184	2
			Grégory OSTASZEWSKI / POL		RENAULT TRUCKS/PREMIUM			14.403		116.624	
5	20		LION TRUCK RACING (PRT)			9	19:43.125	21.746	114.607	2:09.326	2
			Téo CALVET / FRA		MAN TGS			03.977		116.496	
6	22		TEAM VITRY TRUCK RACING (PRT)			9	19:55.862	34.483	113.386	2:10.572	2
			José SOUSA / PRT		RENAULT TRUCKS/PREMIUM			12.737		115.385	
7	83		JEREMY ROBINEAU (FRA)			9	20:05.630	44.251	112.467	2:12.373	3
			Jérémy ROBINEAU / FRA		RENAULT TRUCKS/PREMIUM			09.768		113.815	
8	39		FRANCK CONTI (FRA)			9	20:14.921	53.542	111.607	2:10.666	3
			Franck CONTI / FRA		VOLVO/VN			09.291		115.302	
9	7		STEPHANE LANGUILLAT (FRA)			9	20:17.236	55.857	111.395	2:13.133	4
			Stéphane LANGUILLAT / FRA		RENAULT TRUCKS/PREMIUM			02.315		113.165	
10	32		VINCENT CROUZADE (FRA)			9	20:17.799	56.420	111.343	2:12.832	4
			Vincent CROUZADE / FRA		IVECO/STRALIS			00.563		113.421	
11	31		PATRICK CHATELAIN (FRA)			9	20:25.191	1:03.812	110.672	2:13.581	4
			Patrick CHATELAIN / FRA		IVECO/STRALIS			07.392		112.786	
12	33		PATRICE LACOUBE (FRA)			9	20:32.856	1:11.477	109.984	2:14.320	2
			Patrice LACOUBE / FRA		MAN TGS			07.665		112.165	
13	12		MARTIAL DEFAYE (FRA)			9	21:08.695	1:47.316	106.877	2:18.474	4
			Martial DEFAYE / FRA		RENAULT TRUCKS/PREMIUM			35.839		108.800	
14	15		PASCAL LEMONNIER (FRA)			9	21:23.448	2:02.069	105.648	2:20.653	2
			Pascal LEMONNIER / FRA		RENAULT TRUCKS/PREMIUM			14.753		107.115	
15	18		FREDERIC LOUISFERT (FRA)			9	21:26.586	2:05.207	105.391	2:19.393	3
			Frédéric LOUISFERT / FRA		RENAULT TRUCKS/PREMIUM			03.138		108.083	
16	21		TEAM VITRY TRUCK RACING (PRT)			9	22:20.274	2:58.895	101.169	2:15.178	5
			Raphaël SOUSA / PRT		RENAULT TRUCKS/PREMIUM			53.688		111.453	
17	17		ALAIN TREUVEY (FRA)			8	19:29.507	1 lap	103.059	2:21.363	3
			Alain TREUVEY / FRA		DAF CF			1 lap		106.577	
18	64		PIERRE IHUEL (FRA)			8	19:33.915	1 lap	102.672	2:22.685	2
			Pierre IHUEL / FRA		VOLVO			04.408		105.589	
19	169		JEROME CARRET (FRA)			8	19:36.323	1 lap	102.462	2:21.905	3
			Jérome CARRET / FRA		RENAULT TRUCKS/PREMIUM			02.408		106.170	
20	11		KEVIN BASSANALLI (FRA)			8	19:37.439	1 lap	102.365	2:18.252	3
			Kévin BASSANELLI / FRA		DAF CF			01.116		108.975	
21	81		SEBASTIEN DESCROFFRES (FRA)			7	17:31.275	2 laps	100.318	2:24.564	3
			Sébastien DESCROFFRES / FRA		DAF CF			1 lap		104.217	
22	16		LION TRUCK RACING (PRT)			5	11:43.664	4 laps	107.054	2:11.912	2
			Louis MERIC / FRA		MAN TGS			2 laps		114.213	
23	9		JEAN CHARLES MAURI (FRA)			3	6:48.770	6 laps	110.571	2:13.074	2
			Jean-Charles MAURI / FRA		RENAULT TRUCKS/PREMIUM			2 laps		113.215	
24	23		TEAM VITRY TRUCK RACING (PRT)			3	6:49.288	6 laps	110.431	2:10.642	2
			José TEODOSIO / PRT		RENAULT TRUCKS/PREMIUM			00.518		115.323	

Subject to final scrutineering !

Timekeeping and Dataservice: wige SOLUTIONS GmbH & Co. KG, Meuspath (Germany)

Page 1

wige SOLUTIONS

Chief timekeeping: Yasin Özer, Villingen-Schwenningen (Germany), yasin.oezer@wige.de

printed : 23.9.2017 - 18:55



La passion du camion
France Routes

24 HEURES CAMIONS

Circuit Bugatti - Le Mans, length 4185 m

22. - 24. September 2017

24 HEURES CAMIONS

Provisional Result Race 2, 23.09.2017



FFSA -Reg.No.: FFSA n°736

started : 25 classified : 25 not classified : 0

Pos	No.	Cl.	Team Driver, Place	Lap Car	Time total	Interval	Avg. GAP Total	fastest Avg.	at Lap
25	68		TEAM CCF (FRA) Aurélien HERGOTT / FRA	3 DAF CF	7:14.135	6 laps	104.110 24.847	2:15.458 111.223	2

fastest lap: 6 JANIEC Anthony 2:06.118 =119.460 km/h

Subject to final scrutineering !

Issued:

Race Director:

Timekeeper:

Timekeeping and Dataservice: wige SOLUTIONS GmbH & Co. KG, Meuspath (Germany)

Page 2

wige SOLUTIONS

Chief timekeeping: Yasin Özer, Villingen-Schwenningen (Germany), yasin.oezer@wige.de

printed : 23.9.2017 - 18:55




24 HEURES CAMIONS

Circuit Bugatti - Le Mans, length 4185 m

22. - 24. September 2017

24 HEURES CAMIONS



24h
CAMIONS
23 - 24 SEPTEMBRE 2017

Best Sector Times Race 2

FFSA -Reg.No.: FFSA n°736

Pos.	sector 1		sector 2		sector 3		theoretical and best lap time						
	No	Driver	Time	No	Driver	Time	No	Driver	theoretical	Best	Pos		
1	6	JANIEC A.	58.466	6	JANIEC A.	35.843	6	JANIEC A.	31.719	6	JANIEC A.	2:06.028	2:06.118
2	1	ROBINEAU T.	58.885	1	ROBINEAU T.	35.921	2	MONTAGNE L.	32.090	1	ROBINEAU T.	2:06.948	2:07.260
3	2	MONTAGNE L.	59.060	2	MONTAGNE L.	36.208	1	ROBINEAU T.	32.142	2	MONTAGNE L.	2:07.358	2:07.497
4	20	CALVET T.	59.605	14	OSTASZEWSKI G.	36.474	20	CALVET T.	32.424	20	CALVET T.	2:08.567	2:09.326
5	14	OSTASZEWSKI G.	59.757	20	CALVET T.	36.538	14	OSTASZEWSKI G.	32.637	14	OSTASZEWSKI G.	2:08.868	2:09.184
6	39	CONTI F.	1:00.389	23	TEODOSIO J.	36.637	39	CONTI F.	32.730	39	CONTI F.	2:09.925	2:10.666
7	22	SOUSA J.	1:00.430	39	CONTI F.	36.806	23	TEODOSIO J.	32.980	23	TEODOSIO J.	2:10.143	2:10.642
8	23	TEODOSIO J.	1:00.526	22	SOUSA J.	36.886	22	SOUSA J.	33.023	22	SOUSA J.	2:10.339	2:10.572
9	16	MERIC L.	1:00.547	16	MERIC L.	37.154	83	ROBINEAU J.	33.255	16	MERIC L.	2:11.912	2:11.912
10	9	MAURI J.	1:00.790	7	LANGUILLAT S.	37.285	33	LACOUVE P.	33.497	83	ROBINEAU J.	2:12.217	2:12.373
11	32	CROUZADE V.	1:01.237	32	CROUZADE V.	37.461	32	CROUZADE V.	33.627	32	CROUZADE V.	2:12.325	2:12.832
12	83	ROBINEAU J.	1:01.315	83	ROBINEAU J.	37.647	9	MAURI J.	33.852	9	MAURI J.	2:12.514	2:13.074
13	7	LANGUILLAT S.	1:01.471	31	CHATELAIN P.	37.694	12	DEFAYE M.	33.863	7	LANGUILLAT S.	2:12.680	2:13.133
14	31	CHATELAIN P.	1:01.875	33	LACOUVE P.	37.806	7	LANGUILLAT S.	33.924	31	CHATELAIN P.	2:13.509	2:13.581
15	33	LACOUVE P.	1:02.496	9	MAURI J.	37.872	31	CHATELAIN P.	33.940	33	LACOUVE P.	2:13.799	2:14.320
16	68	HERGOTT A.	1:02.869	21	SOUSA R.	38.015	68	HERGOTT A.	33.942	68	HERGOTT A.	2:15.000	2:15.458
17	21	SOUSA R.	1:03.066	68	HERGOTT A.	38.189	21	SOUSA R.	33.973	21	SOUSA R.	2:15.054	2:15.178
18	15	LEMONNIER P.	1:03.228	11	BASSANELLI K.	39.151	16	MERIC L.	34.211	12	DEFAYE M.	2:16.332	2:18.474
19	12	DEFAYE M.	1:03.289	12	DEFAYE M.	39.180	15	LEMONNIER P.	34.805	15	LEMONNIER P.	2:17.613	2:20.653
20	11	BASSANELLI K.	1:04.034	17	TREUVEY A.	39.426	11	BASSANELLI K.	34.994	11	BASSANELLI K.	2:18.179	2:18.252
21	18	LOUISFERT F.	1:04.309	15	LEMONNIER P.	39.580	18	LOUISFERT F.	35.050	18	LOUISFERT F.	2:19.007	2:19.393
22	17	TREUVEY A.	1:05.412	18	LOUISFERT F.	39.648	169	CARRET J.	35.592	17	TREUVEY A.	2:20.641	2:21.363
23	169	CARRET J.	1:05.683	169	CARRET J.	40.433	64	IHUEL P.	35.656	169	CARRET J.	2:21.708	2:21.905
24	64	IHUEL P.	1:06.242	64	IHUEL P.	40.787	17	TREUVEY A.	35.803	64	IHUEL P.	2:22.685	2:22.685
25	81	DESCROFFRES S.	1:07.211	81	DESCROFFRES S.	41.023	81	DESCROFFRES S.	36.095	81	DESCROFFRES S.	2:24.329	2:24.564

24 HEURES CAMIONS

Circuit Bugatti - Le Mans, length 4185 m

22. - 24. September 2017

24 HEURES CAMIONS



24h
CAMIONS
23-24 SEPTEMBRE 2017

Lap Analysis Race 2, 23.09.2017

FFSA/ -Reg.No.: FFSA n°736

1 Thomas ROBINEAU (FRA) (MAN/TGX)							Theoretische Bestzeit: 2:06.948						
Lap	D	Time	S1	S2	S3		Lap	D	Time	S1	S2	S3	
1	1	2:14.141	1:05.000	36.608	32.533	139	6	1	2:08.498	59.701	36.134	32.663	141
2	1	2:07.763	58.933	36.280	32.550	141	7	1	2:08.868	59.947	36.284	32.637	140
3	1	2:08.729	1:00.040	36.547	32.142	141	8	1	2:08.887	59.966	36.207	32.714	140
4	1	2:07.260	58.885	35.921	32.454	140	9	1	2:12.408	1:03.483	36.523	32.402	143
5	1	2:08.191	59.367	36.133	32.691	140							

2 Lionel MONTAGNE (FRA) (RENAULT TRUCKS/PREMIUM)							Theoretische Bestzeit: 2:07.358						
Lap	D	Time	S1	S2	S3		Lap	D	Time	S1	S2	S3	
1	1	2:10.793	1:02.336	36.208	32.249	140	6	1	2:08.538	59.577	36.516	32.445	139
2	1	2:07.497	59.182	36.225	32.090	141	7	1	2:10.360	1:00.369	37.408	32.583	142
3	1	2:07.524	59.060	36.253	32.211	141	8	1	2:09.295	1:00.140	36.575	32.580	141
4	1	2:07.656	59.211	36.333	32.112	140	9	1	2:12.780	1:03.774	36.623	32.383	140
5	1	2:09.648	1:00.663	36.523	32.462	140							

6 Anthony JANIEC (FRA) (MAN TGS)							Theoretische Bestzeit: 2:06.028						
Lap	D	Time	S1	S2	S3		Lap	D	Time	S1	S2	S3	
1	1	2:14.394	1:05.249	36.835	32.310	143	6	1	2:08.714	59.734	36.495	32.485	143
2	1	2:07.815	59.099	36.269	32.447	144	7	1	2:08.574	59.909	36.396	32.269	142
3	1	2:07.637	59.997	35.921	31.719	143	8	1	2:08.033	59.500	36.208	32.325	143
4	1	2:06.118	58.466	35.843	31.809	143	9	1	2:12.633	1:01.560	36.497	34.576	121
5	1	2:07.461	59.151	36.067	32.243	143							

7 Stéphane LANGUILLAT (FRA) (RENAULT TRUCKS/PREMIUM)							Theoretische Bestzeit: 2:12.680						
Lap	D	Time	S1	S2	S3		Lap	D	Time	S1	S2	S3	
1	1	2:21.000	1:07.377	39.699	33.924	132	6	1	2:15.471	1:03.440	37.684	34.347	132
2	1	2:13.351	1:01.769	37.567	34.015	132	7	1	2:15.530	1:03.353	37.584	34.593	132
3	1	2:13.266	1:01.471	37.847	33.948	133	8	1	2:14.965	1:02.878	37.864	34.223	133
4	1	2:13.133	1:01.575	37.285	34.273	130	9	1	2:15.550	1:02.810	38.244	34.496	132
5	1	2:14.970	1:03.113	37.636	34.221	132							

9 Jean-Charles MAURI (FRA) (RENAULT TRUCKS/PREMIUM)							Theoretische Bestzeit: 2:12.514						
Lap	D	Time	S1	S2	S3		Lap	D	Time	S1	S2	S3	
1	1	2:22.607	1:08.197	39.679	34.731	140	3	1	2:13.089	1:01.114	38.123	33.852	140
2	1	2:13.074	1:00.791	37.872	34.412	135							

11 Kévin BASSANELLI (FRA) (DAF CF)							Theoretische Bestzeit: 2:18.179						
Lap	D	Time	S1	S2	S3		Lap	D	Time	S1	S2	S3	
1	1	2:57.783	1:17.499	40.257	1:00.027	82	5	1	2:20.050	1:05.756	39.300	34.994	121
2	1	2:21.536	1:06.626	39.516	35.394	121	6	1	2:20.379	1:05.641	39.184	35.554	119
3	1	2:18.252	1:04.031	39.151	35.067	121	7	1	2:21.732	1:06.125	39.434	36.173	119
4	1	2:28.655	1:12.751	40.083	35.821	122	8	1	2:29.052	1:11.638	41.098	36.316	117

12 Martial DEFAYE (FRA) (RENAULT TRUCKS/PREMIUM)							Theoretische Bestzeit: 2:16.332						
Lap	D	Time	S1	S2	S3		Lap	D	Time	S1	S2	S3	
1	1	2:30.974	1:10.729	46.382	33.863	125	6	1	2:20.121	1:06.109	39.550	34.462	121
2	1	2:18.859	1:03.750	39.814	35.295	125	7	1	2:20.227	1:05.777	39.888	34.562	121
3	1	2:18.489	1:03.281	40.211	34.989	123	8	1	2:20.106	1:05.679	40.026	34.401	116
4	1	2:18.474	1:04.544	39.180	34.750	123	9	1	2:22.307	1:05.959	40.351	35.997	117
5	1	2:19.138	1:05.075	39.473	34.590	121							


14 Grégory OSTASZEWSKI (POL) (RENAULT TRUCKS/PREMIUM)							Theoretische Bestzeit: 2:08.868						
Lap	D	Time	S1	S2	S3		Lap	D	Time	S1	S2	S3	
1	1	2:17.308	1:06.439	37.790	33.079	137	6	1	2:10.625	1:00.776	36.879	32.970	138
2	1	2:09.184	59.978	36.474	32.732	139	7	1	2:10.010	1:00.402	36.628	32.980	138
3	1	2:10.489	59.964	37.355	33.170	138	8	1	2:10.255	1:00.753	36.519	32.983	137
4	1	2:09.614	59.757	36.565	33.292	132	9	1	2:11.934	1:00.694	36.808	34.432	136
5	1	2:09.729	1:00.440	36.652	32.637	138							

24 HEURES CAMIONS

Circuit Bugatti - Le Mans, length 4185 m

22. - 24. September 2017

24 HEURES CAMIONS



Lap Analysis Race 2, 23.09.2017

FFSA -Reg.No.: FFSA n°736

15 Pascal LEMONNIER (FRA) (RENAULT TRUCKS/PREMIUM)

Theoretische Bestzeit: 2:17.613

Lap	D	Time	S1	S2	S3	Lap	D	Time	S1	S2	S3		
1	1	2:28.571	1:13.134	40.632	34.805	123	6	1	2:22.026	1:06.879	40.204	34.943	116
2	1	2:20.653	1:05.363	40.401	34.889	120	7	1	2:23.181	1:06.476	41.266	35.439	118
3	1	2:21.176	1:03.221	41.187	36.761	110	8	1	2:21.579	1:05.660	41.002	34.917	117
4	1	2:21.756	1:06.105	40.381	35.270	119	9	1	2:22.307	1:05.529	40.607	36.171	116
5	1	2:22.199	1:07.336	39.580	35.283	116							

24 HEURES CAMIONS

Circuit Bugatti - Le Mans, length 4185 m

22. - 24. September 2017

24 HEURES CAMIONS



24h
CAMIONS
23-24 SEPTEMBRE 2017

Lap Analysis Race 2, 23.09.2017

FFSA -Reg.No.: FFSA n°736

16 Louis MERIC (FRA) (MAN TGS)							Theoretische Bestzeit: 2:11.912					
Lap	D	Time	S1	S2	S3		Lap	D	Time	S1	S2	S3
1	1	2:37.916	1:11.403	37.543	34.970	136	4	1	2:17.756	1:01.740	40.362	35.654 107
2	1	2:11.912	1:00.541	37.154	34.211	134	5	1	2:36.127	1:08.720	46.584	
3	1	2:13.953	1:01.993	37.571	34.389	137						

17 Alain TREUVEY (FRA) (DAF CF)							Theoretische Bestzeit: 2:20.641					
Lap	D	Time	S1	S2	S3		Lap	D	Time	S1	S2	S3
1	1	2:37.368	1:19.060	41.946	36.362	124	5	1	2:23.180	1:07.951	39.426	35.803 123
2	1	2:25.725	1:07.484	40.433	37.808	124	6	1	2:26.161	1:09.343	40.133	36.685 123
3	1	2:21.363	1:05.411	40.082	35.869	123	7	1	2:23.596	1:07.424	40.337	35.835 124
4	1	2:24.005	1:07.799	40.056	36.150	122	8	1	2:28.109	1:06.912	42.797	38.400 88

18 Frédéric LOUISFERT (FRA) (RENAULT TRUCKS/PREMIUM)							Theoretische Bestzeit: 2:19.007					
Lap	D	Time	S1	S2	S3		Lap	D	Time	S1	S2	S3
1	1	2:38.214	1:20.031	41.938	36.245	122	6	1	2:23.898	1:06.308	41.624	35.966 121
2	1	2:21.035	1:05.456	40.198	35.381	124	7	1	2:21.126	1:05.568	40.208	35.350 121
3	1	2:19.393	1:04.301	39.919	35.165	118	8	1	2:20.973	1:05.693	39.801	35.479 121
4	1	2:20.298	1:05.264	39.664	35.370	117	9	1	2:20.512	1:05.465	39.648	35.399 120
5	1	2:21.137	1:05.972	40.115	35.050	121						

20 Téo CALVET (FRA) (MAN TGS)							Theoretische Bestzeit: 2:08.567					
Lap	D	Time	S1	S2	S3		Lap	D	Time	S1	S2	S3
1	1	2:18.035	1:06.523	38.128	33.384	140	6	1	2:10.410	1:00.520	37.012	32.878 141
2	1	2:09.326	59.605	36.763	32.958	141	7	1	2:09.859	1:00.247	36.906	32.706 144
3	1	2:10.375	59.745	37.452	33.178	141	8	1	2:10.416	1:00.767	36.783	32.866 144
4	1	2:09.585	59.614	36.702	33.269	137	9	1	2:15.346	1:00.728	36.641	37.977 108
5	1	2:09.773	1:00.811	36.538	32.424	142						

21 Raphaël SOUSA (PRT) (RENAULT TRUCKS/PREMIUM)							Theoretische Bestzeit: 2:15.054					
Lap	D	Time	S1	S2	S3		Lap	D	Time	S1	S2	S3
1	1	2:44.536	1:08.733	1:00.376	35.427	135	6	1	2:48.172	1:33.918	39.798	34.456 135
2	1	2:16.630	1:03.714	38.097	34.819	138	7	1	2:19.367	1:05.925	38.493	34.949 135
3	1	2:15.398	1:03.061	38.099	34.233	135	8	1	2:17.020	1:03.267	38.150	35.603 130
4	1	2:16.145	1:04.085	38.015	34.045	134	9	1	3:07.828	1:25.884	52.419	
5	1	2:15.178	1:03.104	38.101	33.973	136						

22 José SOUSA (PRT) (RENAULT TRUCKS/PREMIUM)							Theoretische Bestzeit: 2:10.339					
Lap	D	Time	S1	S2	S3		Lap	D	Time	S1	S2	S3
1	1	2:19.558	1:06.880	38.485	34.193	136	6	1	2:12.444	1:01.704	37.262	33.478 137
2	1	2:10.572	1:00.663	36.886	33.023	139	7	1	2:12.608	1:01.447	37.617	33.544 137
3	1	2:10.713	1:00.431	37.089	33.194	138	8	1	2:13.200	1:02.306	37.629	33.265 138
4	1	2:10.751	1:00.507	37.046	33.198	138	9	1	2:13.426	1:01.846	37.791	33.789 135
5	1	2:12.590	1:02.451	37.012	33.127	139						

23 José TEODOSIO (PRT) (RENAULT TRUCKS/PREMIUM)							Theoretische Bestzeit: 2:10.143					
Lap	D	Time	S1	S2	S3		Lap	D	Time	S1	S2	S3
1	1	2:25.658	1:15.325	37.353	32.980	139	3	1	2:12.988	1:01.237	37.670	34.081 140
2	1	2:10.642	1:00.521	36.637	33.479	141						

31 Patrick CHATELAIN (FRA) (IVECO/STRALIS)							Theoretische Bestzeit: 2:13.509					
Lap	D	Time	S1	S2	S3		Lap	D	Time	S1	S2	S3
1	1	2:23.863	1:09.609	38.825	35.429	128	6	1	2:15.113	1:03.257	37.694	34.162 129
2	1	2:15.545	1:02.975	38.251	34.319	127	7	1	2:16.091	1:03.862	38.055	34.174 127
3	1	2:15.311	1:02.422	38.567	34.322	127	8	1	2:15.939	1:03.728	37.983	34.228 127
4	1	2:13.581	1:01.871	37.716	33.990	130	9	1	2:14.767	1:02.649	38.126	33.992 129
5	1	2:14.981	1:03.066	37.975	33.940	133						

24 HEURES CAMIONS

Circuit Bugatti - Le Mans, length 4185 m

22. - 24. September 2017

24 HEURES CAMIONS



Lap Analysis Race 2, 23.09.2017

FFSA -Reg.No.: FFSA n°736

32 Vincent CROUZADE (FRA) (IVECO/STRALIS)

Theoretische Bestzeit: 2:12.325

Lap	D	Time	S1	S2	S3	Lap	D	Time	S1	S2	S3		
1	1	2:21.815	1:07.795	39.495	34.525	129	6	1	2:14.999	1:03.496	37.575	33.928	127
2	1	2:13.119	1:01.237	37.810	34.072	128	7	1	2:15.374	1:03.185	37.635	34.554	127
3	1	2:13.437	1:01.590	37.974	33.873	129	8	1	2:15.982	1:02.813	38.758	34.411	124
4	1	2:12.832	1:01.398	37.461	33.973	127	9	1	2:14.701	1:02.544	37.530	34.627	127
5	1	2:15.540	1:03.154	38.759	33.627	128							


24 HEURES CAMIONS

Circuit Bugatti - Le Mans, length 4185 m

22. - 24. September 2017

24 HEURES CAMIONS

Lap Analysis Race 2, 23.09.2017



FFSA/ -Reg.No.: FFSA n°736

33 Patrice LACOUVE (FRA) (MAN TGS)							Theoretische Bestzeit: 2:13.799						
Lap	D	Time	S1	S2	S3		Lap	D	Time	S1	S2	S3	
1	1	2:30.406	1:16.638	39.143	34.625	128	6	1	2:14.832	1:02.49	38.052	34.284	129
2	1	2:14.320	1:02.579	37.806	33.935	132	7	1	2:15.708	1:03.195	38.193	34.320	131
3	1	2:14.728	1:02.826	38.140	33.762	133	8	1	2:16.635	1:04.017	38.375	34.243	133
4	1	2:15.563	1:03.165	38.168	34.230	130	9	1	2:15.953	1:03.753	38.369	33.831	128
5	1	2:14.711	1:03.275	37.939	33.497	132							

39 Franck CONTI (FRA) (VOLVO/VN)							Theoretische Bestzeit: 2:09.925						
Lap	D	Time	S1	S2	S3		Lap	D	Time	S1	S2	S3	
1	1	2:42.750	1:08.839	58.970	34.941	135	6	1	2:10.770	1:00.822	36.806	33.142	140
2	1	2:11.626	1:01.677	37.003	32.946	141	7	1	2:10.760	1:01.121	36.909	32.730	141
3	1	2:10.666	1:00.38	37.130	33.147	140	8	1	2:12.437	1:01.018	37.704	33.715	140
4	1	2:11.761	1:01.986	36.997	32.778	140	9	1	2:12.968	1:02.487	37.290	33.191	141
5	1	2:11.183	1:01.201	37.127	32.855	141							

64 Pierre IHUEL (FRA) (VOLVO)							Theoretische Bestzeit: 2:22.685						
Lap	D	Time	S1	S2	S3		Lap	D	Time	S1	S2	S3	
1	1	2:35.971	1:17.878	42.402	35.691	116	5	1	2:25.672	1:08.047	41.340	36.285	116
2	1	2:22.685	1:06.24	40.787	35.656	118	6	1	2:24.433	1:07.348	41.112	35.973	116
3	1	2:24.918	1:07.631	41.098	36.189	117	7	1	2:23.707	1:06.933	40.917	35.857	117
4	1	2:26.961	1:09.926	40.902	36.133	116	8	1	2:29.568	1:08.371	44.726	36.471	115

68 Aurélien HERGOTT (FRA) (DAF CF)							Theoretische Bestzeit: 2:15.000						
Lap	D	Time	S1	S2	S3		Lap	D	Time	S1	S2	S3	
1	1	2:24.831	1:11.173	39.716	33.942	131	3	1	2:33.846	1:08.508	42.685		
2	1	2:15.458	1:02.86	38.189	34.400	125							

81 Sébastien DESCROFFRES (FRA) (DAF CF)							Theoretische Bestzeit: 2:24.329						
Lap	D	Time	S1	S2	S3		Lap	D	Time	S1	S2	S3	
1	1	2:46.742	1:23.514	43.988	39.240	116	5	1	2:25.742	1:08.159	41.366	36.217	115
2	1	2:25.182	1:07.21	41.647	36.324	118	6	1	2:27.003	1:09.029	41.023	36.951	116
3	1	2:24.564	1:07.344	41.125	36.095	119	7	1	2:30.581	1:10.205	41.068	39.308	116
4	1	2:31.461	1:12.723	42.021	36.717	111							

83 Jérémy ROBINEAU (FRA) (RENAULT TRUCKS/PREMIUM)							Theoretische Bestzeit: 2:12.217						
Lap	D	Time	S1	S2	S3		Lap	D	Time	S1	S2	S3	
1	1	2:18.988	1:05.943	38.864	34.181	127	6	1	2:13.519	1:02.124	37.893	33.502	126
2	1	2:13.129	1:01.917	37.647	33.565	127	7	1	2:13.800	1:02.160	38.087	33.553	127
3	1	2:12.373	1:01.400	37.718	33.255	127	8	1	2:14.014	1:02.235	38.023	33.756	127
4	1	2:12.524	1:01.31	37.710	33.499	127	9	1	2:14.409	1:02.516	37.916	33.977	125
5	1	2:12.874	1:01.767	37.829	33.278	126							

169 Jérôme CARRET (FRA) (RENAULT TRUCKS/PREMIUM)							Theoretische Bestzeit: 2:21.708						
Lap	D	Time	S1	S2	S3		Lap	D	Time	S1	S2	S3	
1	1	2:42.982	1:21.164	43.790	38.028	118	5	1	2:23.264	1:07.239	40.433	35.592	122
2	1	2:24.008	1:07.430	40.884	35.694	120	6	1	2:24.458	1:07.412	41.226	35.820	120
3	1	2:21.905	1:05.68	40.441	35.781	121	7	1	2:23.306	1:06.328	41.066	35.912	122
4	1	2:25.454	1:08.560	40.893	36.001	118	8	1	2:30.946	1:12.648	42.437	35.861	118

24 HEURES CAMIONS

Circuit Bugatti - Le Mans, length 4185 m

22. - 24. September 2017

24 HEURES CAMIONS



24h
CAMIONS
23-24 SEPTEMBRE 2017

Lap by Lap Race 2, 23.09.2017

FFSA -Reg.No.: FFSA n°736

1 Thomas ROBINEAU , MAN/TGX / FRA															
1	2:14.141	2	2:07.763	3	2:08.729	4	2:07.260	5	2:08.191	6	2:08.498	7	2:08.868	8	2:08.887
9	2:12.408														

2 Lionel MONTAGNE , RENAULT TRUCKS/PREMIUM / FRA															
1	2:10.793	2	2:07.497	3	2:07.524	4	2:07.656	5	2:09.648	6	2:08.538	7	2:10.360	8	2:09.295
9	2:12.780														

6 Anthony JANIEC , MAN TGS / FRA															
1	2:14.394	2	2:07.815	3	2:07.637	4	2:06.118	5	2:07.461	6	2:08.714	7	2:08.574	8	2:08.033
9	2:12.633														

7 Stéphane LANGUILLAT , RENAULT TRUCKS/PREMIUM / FRA															
1	2:21.000	2	2:13.351	3	2:13.266	4	2:13.133	5	2:14.970	6	2:15.471	7	2:15.530	8	2:14.965
9	2:15.550														

9 Jean-Charles MAURI , RENAULT TRUCKS/PREMIUM / FRA															
1	2:22.607	2	2:13.074	3	2:13.089										

11 Kévin BASSANELLI , DAF CF / FRA															
1	2:57.783	2	2:21.536	3	2:18.252	4	2:28.655	5	2:20.050	6	2:20.379	7	2:21.732	8	2:29.052

12 Martial DEFAYE , RENAULT TRUCKS/PREMIUM / FRA															
1	2:30.974	2	2:18.859	3	2:18.489	4	2:18.474	5	2:19.138	6	2:20.121	7	2:20.227	8	2:20.106
9	2:22.307														

14 Grégory OSTASZEWSKI , RENAULT TRUCKS/PREMIUM / POL															
1	2:17.308	2	2:09.184	3	2:10.489	4	2:09.614	5	2:09.729	6	2:10.625	7	2:10.010	8	2:10.255
9	2:11.934														

15 Pascal LEMONNIER , RENAULT TRUCKS/PREMIUM / FRA															
1	2:28.571	2	2:20.653	3	2:21.176	4	2:21.756	5	2:22.199	6	2:22.026	7	2:23.181	8	2:21.579
9	2:22.307														

16 Louis MERIC , MAN TGS / FRA															
1	2:23.916	2	2:11.912	3	2:13.953	4	2:17.756	pit	2:36.127						

17 Alain TREUVEY , DAF CF / FRA															
1	2:37.368	2	2:25.725	3	2:21.363	4	2:24.005	5	2:23.180	6	2:26.161	7	2:23.596	8	2:28.109

18 Frédéric LOUISFERT , RENAULT TRUCKS/PREMIUM / FRA															
1	2:38.214	2	2:21.035	3	2:19.393	4	2:20.298	5	2:21.137	6	2:23.898	7	2:21.126	8	2:20.973
9	2:20.512														

20 Téo CALVET , MAN TGS / FRA															
1	2:18.035	2	2:09.326	3	2:10.375	4	2:09.585	5	2:09.773	6	2:10.410	7	2:09.859	8	2:10.416
9	2:15.346														


21 Raphaël SOUSA , RENAULT TRUCKS/PREMIUM / PRT															
1	2:44.536	2	2:16.630	3	2:15.398	4	2:16.145	5	2:15.178	6	2:48.172	7	2:19.367	8	2:17.020

24 HEURES CAMIONS

Circuit Bugatti - Le Mans, length 4185 m

22. - 24. September 2017

24 HEURES CAMIONS



24h
CAMIONS
23 - 24 SEPTEMBRE 2017

Starting grid Race 2

FFSA -Reg.No.: FFSA n°736

23	José TEODOSIO	
	RENAULT TRUCKS/PREMIUI	
65	Christophe MIQUEL	2:37.887
	SCANIA	
16	Louis MERIC	4:32.120
	MAN TGS	
33	Patrice LACOUVE	12:10.120
	MAN TGS	
11	Kévin BASSANELLI	19:44.610
	DAF CF	
169	Jérôme CARRET	19:37.744
	RENAULT TRUCKS/PREMIUI	
15	Pascal LEMONNIER	21:09.709
	RENAULT TRUCKS/PREMIUI	
21	Raphaël SOUSA	20:41.412
	RENAULT TRUCKS/PREMIUI	
9	Jean-Charles MAURI	20:29.442
	RENAULT TRUCKS/PREMIUI	
32	Vincent CROUZADE	20:12.495
	IVECO/STRALIS	
6	Anthony JANIEC	19:09.988
	MAN TGS	
2	Lionel MONTAGNE	19:18.340
	RENAULT TRUCKS/PREMIUI	
14	Grégory OSTASZEWSKI	19:48.855
	RENAULT TRUCKS/PREMIUI	

13	81 Sébastien DESCROFFRES	
	DAF CF	
12	18 Frédéric LOUISFERT	5:01.320
	RENAULT TRUCKS/PREMIUI	
11	17 Alain TREUVEY	7:59.114
	DAF CF	
10	68 Aurélien HERGOTT	14:43.541
	DAF CF	
9	64 Pierre IHUEL	19:42.783
	VOLVO	
8	39 Franck CONTI	22:40.801
	VOLVO/VN	
7	12 Martial DEFAYE	21:06.792
	RENAULT TRUCKS/PREMIUI	
6	31 Patrick CHATELAIN	20:31.271
	IVECO/STRALIS	
5	22 José SOUSA	20:29.245
	RENAULT TRUCKS/PREMIUI	
4	7 Stéphane LANGUILLAT	20:11.770
	RENAULT TRUCKS/PREMIUI	
3	1 Thomas ROBINEAU	19:16.335
	MAN/TGX	
2	20 Téo CALVET	19:46.619
	MAN TGS	
1	83 Jérémy ROBINEAU	20:05.043
	RENAULT TRUCKS/PREMIUI	

Pole Position

