


24h
CAMIONS
23-24 SEPTEMBRE 2017

24 HEURES CAMIONS

Race 3



Circuit Bugatti - Le Mans 4185 m

22. - 24. September 2017



wige SOLUTIONS

FFSA

24 HEURES CAMIONS

Circuit Bugatti - Le Mans, length 4185 m

22. - 24. September 2017

24 HEURES CAMIONS



24h
CAMIONS
23-24 SEPTEMBRE 2017

Provisional Result Race 3, 24.09.2017

FFSAI -Reg.No.: FFSA n°736

started : 26			classified : 26		not classified : 0						
Pos	No.	Cl.	Team	Driver, Place	Car	Lap	Time total	Interval	Avg. Total	fastest Avg.	at Lap
1	6	24H	LION TRUCK RACING (FRA)	Anthony JANIEC / FRA	MAN TGS	9	19:17.766		117.117	2:06.867	2
2	1	24H	THOMAS ROBINEAU (FRA)	Thomas ROBINEAU / FRA	MAN/TGX	9	19:26.845	09.079	116.206	2:08.557	7
3	2	24H	LIONEL MONTAGNE (FRA)	Lionel MONTAGNE / FRA	RENAULT TRUCKS/PREMIUM	9	19:28.617	10.851	116.029	2:08.504	2
4	14	24H	GREGORY OSTASZEWSKI (POL)	Grégory OSTASZEWSKI / POL	RENAULT TRUCKS/PREMIUM	9	19:36.078	18.312	115.293	2:09.301	3
5	23	24H	TEAM VITRY TRUCK RACING (PRT)	José TEODOSIO / PRT	RENAULT TRUCKS/PREMIUM	9	19:44.137	26.371	114.509	2:10.152	2
6	39	24H	FRANCK CONTI (FRA)	Franck CONTI / FRA	VOLVO/VN	9	19:45.441	27.675	114.383	2:10.586	9
7	83	24H	JEREMY ROBINEAU (FRA)	Jérémy ROBINEAU / FRA	RENAULT TRUCKS/PREMIUM	9	20:03.987	46.221	112.621	2:12.645	2
8	22	24H	TEAM VITRY TRUCK RACING (PRT)	José SOUSA / PRT	RENAULT TRUCKS/PREMIUM	9	20:05.743	47.977	112.457	2:11.556	3
9	32	CUP	VINCENT CROUZADE (FRA)	Vincent CROUZADE / FRA	IVECO/STRALIS	9	20:12.655	54.889	111.816	2:13.024	7
10	7	24H	STEPHANE LANGUILLAT (FRA)	Stéphane LANGUILLAT / FRA	RENAULT TRUCKS/PREMIUM	9	20:16.212	58.446	111.489	2:13.472	6
11	68	24H	TEAM CCF (FRA)	Aurélien HERGOTT / FRA	DAF CF	9	20:21.908	1:04.142	110.969	2:13.668	2
12	9	CUP	JEAN CHARLES MAURI (FRA)	Jean-Charles MAURI / FRA	RENAULT TRUCKS/PREMIUM	9	20:28.971	1:11.205	110.331	2:09.968	6
13	21	CUP	TEAM VITRY TRUCK RACING (PRT)	Raphaël SOUSA / PRT	RENAULT TRUCKS/PREMIUM	9	20:37.564	1:19.798	109.565	2:14.397	6
14	20	CUP	LION TRUCK RACING (PRT)	Téo CALVET / FRA	MAN TGS	9	21:16.780	1:59.014	106.200	2:11.266	2
15	12	24H	MARTIAL DEFAYE (FRA)	Martial DEFAYE / FRA	RENAULT TRUCKS/PREMIUM	9	21:20.078	2:02.312	105.926	2:19.969	6
16	18	CUP	FREDERIC LOUISFERT (FRA)	Frédéric LOUISFERT / FRA	RENAULT TRUCKS/PREMIUM	9	21:29.067	2:11.301	105.188	2:20.026	6
17	17	CUP	ALAIN TREUVEY (FRA)	Alain TREUVEY / FRA	DAF CF	8	19:23.606	1 lap	103.581	2:21.568	2
18	65	CUP	CHRISTOPHE MIQUEL (FRA)	Christophe MIQUEL / FRA	SCANIA	8	19:26.904	1 lap	103.289	2:22.794	2
19	64	CUP	PIERRE IHUEL (FRA)	Pierre IHUEL / FRA	VOLVO	8	19:31.450	1 lap	102.888	2:22.945	2
20	69	CUP	PIERRE PARSUS (FRA)	Pierre PARSUS / FRA	RENAULT TRUCKS/PREMIUM	8	20:52.898	1 lap	96.199	2:29.416	8
21	16	CUP	LION TRUCK RACING (PRT)	Louis MERIC / FRA	MAN TGS	7	15:46.034	2 laps	111.478	2:10.805	2
22	81	CUP	SEBASTIEN DESCROFFRES (FRA)	Sébastien DESCROFFRES / FRA	DAF CF	7	19:38.660	3:52.626	89.476	2:28.133	3
23	33	24H	PATRICE LACOUVE (FRA)	Patrice LACOUVE / FRA	MAN TGS	5	11:41.834	4 laps	107.333	2:15.087	2
24	11	CUP	KEVIN BASSANALLI (FRA)	Kévin BASSANELLI / FRA	DAF CF	3	7:18.236	6 laps	103.136	2:21.549	2

Subject to final scrutineering !

Timekeeping and Dataservice: wige SOLUTIONS GmbH & Co. KG, Meuspath (Germany)

Page 1

wige SOLUTIONS

Chief timekeeping: Yasin Özer, Villingen-Schwenningen (Germany), yasin.oezer@wige.de

printed : 24.9.2017 - 14:36




La passion du camion
France Routes

24 HEURES CAMIONS

Circuit Bugatti - Le Mans, length 4185 m

22. - 24. September 2017

24 HEURES CAMIONS



Provisional Result Race 3, 24.09.2017

FFSA -Reg.No.: FFSA n°736

started : 26			classified : 26		not classified : 0						
Pos	No.	Cl.	Team Driver, Place	Car	Lap	Time total	Interval	Avg. GAP Total	fastest Avg.	at Lap	
25	15	24H	PASCAL LEMONNIER (FRA) Pascal LEMONNIER / FRA	RENAULT TRUCKS/PREMIUM	1	2:29.494	8 laps	100.780	2:29.494	1	
0	31	24H	PATRICK CHATELAIN (FRA) Patrick CHATELAIN / FRA	IVECO/STRALIS	0	00.000	9 laps	0.000	00.000	0.000	

fastest lap: 6 JANIEC Anthony 2:06.867 =118.754 km/h

Subject to final scrutineering !

Issued:

Race Director:

Timekeeper:

Timekeeping and Dataservice: wige SOLUTIONS GmbH & Co. KG, Meuspath (Germany)

Page 2

wige SOLUTIONS

Chief timekeeping: Yasin Özer, Villingen-Schwenningen (Germany), yasin.oezer@wige.de

printed : 24.9.2017 - 14:36




24 HEURES CAMIONS

Circuit Bugatti - Le Mans, length 4185 m

22. - 24. September 2017

24 HEURES CAMIONS



24h
CAMIONS
23 - 24 SEPTEMBRE 2017

Best Sector Times Race 3

FFSA

-Reg.No.: FFSA n°736

Pos.	sector 1			sector 2			sector 3			theoretical and best lap time				
	No	Driver	Time	No	Driver	Time	No	Driver	Time	No	Driver	theoretical	Best	Pos
1	6	JANIEC A.	58.629	1	ROBINEAU T.	36.216	6	JANIEC A.	31.929	6	JANIEC A.	2:06.811	2:06.867	
2	1	ROBINEAU T.	59.210	6	JANIEC A.	36.253	2	MONTAGNE L.	32.419	1	ROBINEAU T.	2:08.043	2:08.557	
3	2	MONTAGNE L.	59.442	2	MONTAGNE L.	36.419	9	MAURI J.	32.586	2	MONTAGNE L.	2:08.280	2:08.504	
4	14	OSTASZEWSKI G.	59.699	14	OSTASZEWSKI G.	36.609	1	ROBINEAU T.	32.617	14	OSTASZEWSKI G.	2:09.068	2:09.301	
5	23	TEODOSIO J.	1:00.009	9	MAURI J.	36.731	14	OSTASZEWSKI G.	32.760	23	TEODOSIO J.	2:09.700	2:10.152	
6	20	CALVET T.	1:00.161	16	MERIC L.	36.768	23	TEODOSIO J.	32.824	9	MAURI J.	2:09.805	2:09.968	
7	9	MAURI J.	1:00.488	39	CONTI F.	36.867	39	CONTI F.	32.999	39	CONTI F.	2:10.422	2:10.586	
8	39	CONTI F.	1:00.556	23	TEODOSIO J.	36.867	16	MERIC L.	33.132	16	MERIC L.	2:10.484	2:10.805	
9	16	MERIC L.	1:00.584	20	CALVET T.	37.135	22	SOUSA J.	33.398	20	CALVET T.	2:10.808	2:11.266	
10	22	SOUSA J.	1:00.630	22	SOUSA J.	37.227	20	CALVET T.	33.512	22	SOUSA J.	2:11.255	2:11.556	
11	32	CROUZADE V.	1:01.029	32	CROUZADE V.	37.519	83	ROBINEAU J.	33.561	83	ROBINEAU J.	2:12.382	2:12.645	
12	83	ROBINEAU J.	1:01.258	7	LANGUILLAT S.	37.559	7	LANGUILLAT S.	33.663	32	CROUZADE V.	2:12.495	2:13.024	
13	7	LANGUILLAT S.	1:01.326	83	ROBINEAU J.	37.563	21	SOUSA R.	33.691	7	LANGUILLAT S.	2:12.548	2:13.472	
14	68	HERGOTT A.	1:01.450	21	SOUSA R.	37.685	68	HERGOTT A.	33.758	68	HERGOTT A.	2:13.067	2:13.668	
15	33	LACOUVE P.	1:02.104	68	HERGOTT A.	37.859	33	LACOUVE P.	33.854	21	SOUSA R.	2:13.595	2:14.397	
16	21	SOUSA R.	1:02.219	33	LACOUVE P.	38.395	32	CROUZADE V.	33.947	33	LACOUVE P.	2:14.353	2:15.087	
17	18	LOUISFERT F.	1:04.462	17	TREUVEY A.	39.911	12	DEFAYE M.	34.799	12	DEFAYE M.	2:19.592	2:19.969	
18	12	DEFAYE M.	1:04.802	12	DEFAYE M.	39.991	18	LOUISFERT F.	35.170	18	LOUISFERT F.	2:19.826	2:20.026	
19	65	MIQUEL C.	1:04.956	65	MIQUEL C.	40.107	15	LEMONNIER P.	35.242	17	TREUVEY A.	2:20.761	2:21.568	
20	17	TREUVEY A.	1:05.039	18	LOUISFERT F.	40.194	64	IHUEL P.	35.517	65	MIQUEL C.	2:20.904	2:22.794	
21	11	BASSANELLI K.	1:05.449	11	BASSANELLI K.	40.195	11	BASSANELLI K.	35.653	11	BASSANELLI K.	2:21.297	2:21.549	
22	64	IHUEL P.	1:05.566	15	LEMONNIER P.	40.357	17	TREUVEY A.	35.811	64	IHUEL P.	2:21.992	2:22.945	
23	81	DESCROFFRES S.	1:08.005	64	IHUEL P.	40.909	65	MIQUEL C.	35.841	81	DESCROFFRES S.	2:26.323	2:28.133	
24	69	PARSUS P.	1:08.967	81	DESCROFFRES S.	41.472	69	PARSUS P.	36.529	69	PARSUS P.	2:28.911	2:29.416	
25	15	LEMONNIER P.	00.000	69	PARSUS P.	43.415	81	DESCROFFRES S.	36.846	15	LEMONNIER P.	00.000	2:29.494	
26	31	CHATELAIN P.	00.000	31	CHATELAIN P.	63:15:36	31	CHATELAIN P.	14:12:09	31	CHATELAIN P.	00.000	00.000	

24 HEURES CAMIONS

Circuit Bugatti - Le Mans, length 4185 m

22. - 24. September 2017

24 HEURES CAMIONS



24h
CAMIONS
23-24 SEPTEMBRE 2017

Lap Analysis Race 3, 24.09.2017

FFSA/ -Reg.No.: FFSA n°736

1 Thomas ROBINEAU (FRA) (MAN/TGX)							Theoretische Bestzeit: 2:08.043						
Lap	D	Time	S1	S2	S3		Lap	D	Time	S1	S2	S3	
1	1	2:14.041	1:04.720	36.288	33.033	137	6	1	2:09.926	1:00.243	36.488	33.195	138
2	1	2:08.561	59.469	36.475	32.617	138	7	1	2:08.557	59.210	36.526	32.821	139
3	1	2:08.649	59.306	36.622	32.721	138	8	1	2:08.955	59.559	36.482	32.914	138
4	1	2:08.842	59.438	36.216	33.188	137	9	1	2:09.573	59.556	36.539	33.478	136
5	1	2:09.741	59.254	36.708	33.779	133							

2 Lionel MONTAGNE (FRA) (RENAULT TRUCKS/PREMIUM)							Theoretische Bestzeit: 2:08.280						
Lap	D	Time	S1	S2	S3		Lap	D	Time	S1	S2	S3	
1	1	2:13.405	1:04.199	36.419	32.787	140	6	1	2:11.061	1:00.779	37.097	33.185	139
2	1	2:08.504	59.497	36.547	32.460	140	7	1	2:09.224	59.831	36.663	32.730	141
3	1	2:08.627	59.622	36.586	32.419	139	8	1	2:09.280	59.957	36.781	32.542	140
4	1	2:08.873	59.491	36.551	32.831	140	9	1	2:09.512	59.788	36.785	32.939	138
5	1	2:10.131	59.442	36.974	33.715	137							

6 Anthony JANIEC (FRA) (MAN TGS)							Theoretische Bestzeit: 2:06.811						
Lap	D	Time	S1	S2	S3		Lap	D	Time	S1	S2	S3	
1	1	2:10.997	1:02.667	36.304	32.026	139	6	1	2:09.209	59.679	37.248	32.282	140
2	1	2:06.867	58.685	36.253	31.929	139	7	1	2:08.275	59.231	36.649	32.395	140
3	1	2:07.153	58.629	36.457	32.067	140	8	1	2:09.448	59.606	36.821	33.021	139
4	1	2:07.585	58.732	36.592	32.261	140	9	1	2:10.425	59.616	36.578	34.231	131
5	1	2:07.807	58.747	36.579	32.481	139							

7 Stéphane LANGUILLAT (FRA) (RENAULT TRUCKS/PREMIUM)							Theoretische Bestzeit: 2:12.548						
Lap	D	Time	S1	S2	S3		Lap	D	Time	S1	S2	S3	
1	1	2:22.292	1:10.194	38.116	33.982	131	6	1	2:13.472	1:01.873	37.932	33.667	133
2	1	2:14.087	1:01.859	37.559	34.669	128	7	1	2:14.273	1:01.417	38.293	34.563	130
3	1	2:16.534	1:01.803	39.971	34.760	131	8	1	2:13.694	1:01.321	38.422	33.946	132
4	1	2:14.019	1:02.221	38.135	33.663	131	9	1	2:13.969	1:01.853	38.139	33.977	128
5	1	2:13.872	1:01.536	37.721	34.615	130							

9 Jean-Charles MAURI (FRA) (RENAULT TRUCKS/PREMIUM)							Theoretische Bestzeit: 2:09.805						
Lap	D	Time	S1	S2	S3		Lap	D	Time	S1	S2	S3	
1	1	2:19.108	1:07.929	37.503	33.676	138	6	1	2:09.968	1:00.481	36.894	32.586	139
2	1	2:45.488	1:35.256	37.319	32.913	137	7	1	2:12.146	1:01.266	37.729	33.151	138
3	1	2:13.522	1:01.669	38.061	33.792	138	8	1	2:12.722	1:00.877	38.414	33.431	135
4	1	2:14.226	1:01.789	38.883	33.554	130	9	1	2:10.544	1:00.772	36.731	33.041	137
5	1	2:11.247	1:01.314	37.212	32.721	136							

11 Kévin BASSANELLI (FRA) (DAF CF)							Theoretische Bestzeit: 2:21.297						
Lap	D	Time	S1	S2	S3		Lap	D	Time	S1	S2	S3	
1	1	2:34.881	1:17.442	41.363	36.076	120	3	1	2:21.806	1:05.441	40.663	35.694	119
2	1	2:21.549	1:05.701	40.195	35.653	118							

12 Martial DEFAYE (FRA) (RENAULT TRUCKS/PREMIUM)							Theoretische Bestzeit: 2:19.592						
Lap	D	Time	S1	S2	S3		Lap	D	Time	S1	S2	S3	
1	1	2:30.158	1:15.133	39.991	35.034	123	6	1	2:19.969	1:05.013	40.118	34.838	121
2	1	2:22.346	1:06.521	41.026	34.799	122	7	1	2:20.516	1:05.057	40.331	35.128	119
3	1	2:20.893	1:04.801	41.079	35.012	121	8	1	2:20.438	1:04.882	40.563	34.993	119
4	1	2:22.193	1:05.576	41.249	35.368	117	9	1	2:21.783	1:04.828	41.297	35.658	111
5	1	2:21.782	1:05.504	41.185	35.093	120							


14 Grégory OSTASZEWSKI (POL) (RENAULT TRUCKS/PREMIUM)							Theoretische Bestzeit: 2:09.068						
Lap	D	Time	S1	S2	S3		Lap	D	Time	S1	S2	S3	
1	1	2:15.230	1:05.086	37.042	33.102	135	6	1	2:10.028	1:00.169	36.833	33.026	137
2	1	2:09.600	59.755	36.932	32.913	137	7	1	2:09.620	59.903	36.833	32.884	138
3	1	2:09.301	59.699	36.842	32.760	138	8	1	2:10.790	1:00.469	37.186	33.135	135
4	1	2:09.446	59.885	36.609	32.952	137	9	1	2:11.820	1:00.593	37.273	33.954	133
5	1	2:10.243	1:00.036	36.729	33.478	134							

24 HEURES CAMIONS

Circuit Bugatti - Le Mans, length 4185 m

22. - 24. September 2017

24 HEURES CAMIONS



Lap Analysis Race 3, 24.09.2017

FFSA -Reg.No.: FFSA n°736

15 Pascal LEMONNIER (FRA) (RENAULT TRUCKS/PREMIUM) **Theoretische Bestzeit:**

Lap	D	Time	S1	S2	S3	Lap	D	Time	S1	S2	S3
1	1	2:29.494	1:13.895	40.357	35.242	117					

24 HEURES CAMIONS

Circuit Bugatti - Le Mans, length 4185 m

22. - 24. September 2017

24 HEURES CAMIONS



24h
CAMIONS
23-24 SEPTEMBRE 2017

Lap Analysis Race 3, 24.09.2017

FFSA -Reg.No.: FFSA n°736

16 Louis MERIC (FRA) (MAN TGS)							Theoretische Bestzeit: 2:10.484						
Lap	D	Time	S1	S2	S3		Lap	D	Time	S1	S2	S3	
1	1	2:17.673	1:06.551	37.778	33.344	133	5	1	2:10.962	1:00.584	37.073	33.305	134
2	1	2:10.805	1:00.732	36.941	33.132	135	6	1	2:17.190	1:02.466	40.741	33.983	128
3	1	2:11.444	1:00.903	37.371	33.170	133	7	1	2:26.888	1:03.382	45.283		
4	1	2:11.072	1:00.984	36.768	33.320	133							

17 Alain TREUVEY (FRA) (DAF CF)							Theoretische Bestzeit: 2:20.761						
Lap	D	Time	S1	S2	S3		Lap	D	Time	S1	S2	S3	
1	1	2:32.098	1:17.445	40.488	36.165	123	5	1	2:23.768	1:06.233	41.677	35.858	123
2	1	2:21.568	1:05.846	39.911	35.811	121	6	1	2:24.015	1:06.681	41.222	36.112	121
3	1	2:21.913	1:05.031	40.580	36.294	123	7	1	2:23.379	1:06.474	41.032	35.873	123
4	1	2:22.184	1:05.948	39.969	36.267	121	8	1	2:32.681	1:10.601	44.313	37.767	92

18 Frédéric LOUISFERT (FRA) (RENAULT TRUCKS/PREMIUM)							Theoretische Bestzeit: 2:19.826						
Lap	D	Time	S1	S2	S3		Lap	D	Time	S1	S2	S3	
1	1	2:32.705	1:16.283	40.194	36.228	121	6	1	2:20.026	1:04.533	40.323	35.170	120
2	1	2:22.141	1:06.349	40.249	35.543	117	7	1	2:21.311	1:04.658	41.048	35.605	117
3	1	2:20.895	1:04.462	41.080	35.353	121	8	1	2:22.839	1:05.367	41.384	36.088	112
4	1	2:21.131	1:04.900	40.794	35.437	121	9	1	2:26.273	1:06.500	42.757	37.016	110
5	1	2:21.746	1:05.196	41.053	35.497	118							

20 Téo CALVET (FRA) (MAN TGS)							Theoretische Bestzeit: 2:10.808						
Lap	D	Time	S1	S2	S3		Lap	D	Time	S1	S2	S3	
1	1	2:19.985	1:08.080	38.347	33.558	134	6	1	2:12.723	1:01.285	37.463	33.975	137
2	1	2:11.266	1:00.161	37.135	33.970	137	7	1	2:12.954	1:00.824	37.650	34.480	138
3	1	2:11.742	1:00.678	37.552	33.512	138	8	1	2:40.309	1:00.561		1:39.748	107
4	1	2:12.585	1:00.531	37.874	34.180	137	9	1	3:01.267	1:15.571	55.979	49.717	76
5	1	2:13.949	1:01.206	37.906	34.837	133							

21 Raphaël SOUSA (PRT) (RENAULT TRUCKS/PREMIUM)							Theoretische Bestzeit: 2:13.595						
Lap	D	Time	S1	S2	S3		Lap	D	Time	S1	S2	S3	
1	1	2:33.043	1:17.943	39.251	35.849	132	6	1	2:14.397	1:02.612	37.986	33.799	134
2	1	2:17.080	1:04.111	39.135	33.834	133	7	1	2:15.387	1:02.651	39.045	33.691	135
3	1	2:16.670	1:03.748	39.099	33.823	133	8	1	2:14.466	1:02.486	37.895	34.085	134
4	1	2:15.760	1:02.484	38.294	34.982	130	9	1	2:15.794	1:02.211	38.831	34.744	126
5	1	2:14.967	1:02.961	37.685	34.321	133							

22 José SOUSA (PRT) (RENAULT TRUCKS/PREMIUM)							Theoretische Bestzeit: 2:11.255						
Lap	D	Time	S1	S2	S3		Lap	D	Time	S1	S2	S3	
1	1	2:18.306	1:07.464	37.444	33.398	137	6	1	2:13.065	1:01.592	37.530	33.943	133
2	1	2:12.685	1:01.230	37.265	34.190	133	7	1	2:12.730	1:00.882	37.504	34.344	135
3	1	2:11.556	1:00.631	37.227	33.699	135	8	1	2:18.854	1:00.750	43.648	34.456	138
4	1	2:12.625	1:00.684	37.788	34.153	135	9	1	2:12.205	1:00.899	37.515	33.791	135
5	1	2:13.717	1:01.372	37.838	34.507	134							

23 José TEODOSIO (PRT) (RENAULT TRUCKS/PREMIUM)							Theoretische Bestzeit: 2:09.700						
Lap	D	Time	S1	S2	S3		Lap	D	Time	S1	S2	S3	
1	1	2:15.983	1:05.936	37.116	32.931	137	6	1	2:11.153	1:00.834	37.214	33.105	138
2	1	2:10.152	1:00.461	36.867	32.824	137	7	1	2:10.951	1:00.493	37.091	33.367	137
3	1	2:10.957	1:00.001	37.583	33.365	128	8	1	2:11.450	1:00.603	37.173	33.674	136
4	1	2:10.438	1:00.260	37.159	33.019	137	9	1	2:12.330	1:01.354	37.509	33.467	137
5	1	2:10.723	1:00.366	36.870	33.487	138							


32 Vincent CROUZADE (FRA) (IVECO/STRALIS)							Theoretische Bestzeit: 2:12.495						
Lap	D	Time	S1	S2	S3		Lap	D	Time	S1	S2	S3	
1	1	2:21.586	1:09.303	38.150	34.133	125	6	1	2:13.319	1:01.547	37.825	33.947	125
2	1	2:14.414	1:01.410	37.702	35.302	127	7	1	2:13.024	1:01.455	37.519	34.050	127
3	1	2:15.618	1:02.021	38.591	35.006	127	8	1	2:13.879	1:01.472	38.005	34.402	126
4	1	2:13.437	1:01.021	37.997	34.411	126	9	1	2:13.498	1:01.532	37.664	34.302	124
5	1	2:13.880	1:01.427	38.475	33.978	127							

24 HEURES CAMIONS

Circuit Bugatti - Le Mans, length 4185 m

22. - 24. September 2017

24 HEURES CAMIONS



24h
CAMIONS
23 - 24 SEPTEMBRE 2017

Lap Analysis Race 3, 24.09.2017

FFSA -Reg.No.: FFSA n°736


33 Patrice LACOUVE (FRA) (MAN TGS)							Theoretische Bestzeit: 2:14.353					
Lap	D	Time	S1	S2	S3		Lap	D	Time	S1	S2	S3
1	1	2:24.183	1:11.178	39.151	33.854	130	4	1	2:18.082	1:02.604	38.702	36.776 125
2	1	2:15.087	1:02.604	38.395	34.088	129	5	1	2:28.843	1:06.483	42.236	
3	1	2:15.639	1:02.104	39.139	34.396	132						

24 HEURES CAMIONS

Circuit Bugatti - Le Mans, length 4185 m

22. - 24. September 2017

24 HEURES CAMIONS



24h
CAMIONS
23-24 SEPTEMBRE 2017

Lap Analysis Race 3, 24.09.2017

FFSA -Reg.No.: FFSA n°736

39 Franck CONTI (FRA) (VOLVO/VN)							Theoretische Bestzeit: 2:10.422						
Lap	D	Time	S1	S2	S3		Lap	D	Time	S1	S2	S3	
1	1	2:17.163	1:06.244	37.224	33.695	133	6	1	2:11.419	1:00.870	37.355	33.194	139
2	1	2:10.797	1:00.55t	37.003	33.238	135	7	1	2:11.571	1:01.350	37.131	33.090	139
3	1	2:10.783	1:00.869	36.867	33.047	139	8	1	2:10.904	1:00.747	36.914	33.243	137
4	1	2:11.387	1:01.259	36.949	33.179	138	9	1	2:10.586	1:00.667	36.920	32.999	140
5	1	2:10.831	1:00.561	37.109	33.161	140							

64 Pierre IHUEL (FRA) (VOLVO)							Theoretische Bestzeit: 2:21.992						
Lap	D	Time	S1	S2	S3		Lap	D	Time	S1	S2	S3	
1	1	2:35.580	1:18.877	40.971	35.732	118	5	1	2:25.900	1:06.761	42.702	36.437	115
2	1	2:22.945	1:06.089	41.327	35.529	115	6	1	2:26.724	1:06.782	41.464	38.478	114
3	1	2:26.222	1:08.717	41.988	35.517	116	7	1	2:23.375	1:06.177	40.909	36.289	116
4	1	2:23.259	1:05.56t	41.482	36.211	115	8	1	2:27.445	1:07.268	41.381	38.796	113

65 Christophe MIQUEL (FRA) (SCANIA)							Theoretische Bestzeit: 2:20.904						
Lap	D	Time	S1	S2	S3		Lap	D	Time	S1	S2	S3	
1	1	2:37.148	1:19.564	40.836	36.748	114	5	1	2:27.735	1:06.758	43.705	37.272	112
2	1	2:22.794	1:06.339	40.614	35.841	116	6	1	2:24.076	1:06.292	41.203	36.581	109
3	1	2:24.047	1:06.609	40.628	36.810	114	7	1	2:24.646	1:06.958	40.149	37.539	116
4	1	2:23.434	1:04.95t	40.444	38.034	114	8	1	2:23.024	1:05.969	40.107	36.948	112

68 Aurélien HERGOTT (FRA) (DAF CF)							Theoretische Bestzeit: 2:13.067						
Lap	D	Time	S1	S2	S3		Lap	D	Time	S1	S2	S3	
1	1	2:23.189	1:10.872	38.434	33.883	128	6	1	2:13.980	1:01.876	38.275	33.829	125
2	1	2:13.668	1:01.816	37.859	33.993	128	7	1	2:14.133	1:02.001	38.109	34.023	126
3	1	2:15.609	1:01.940	38.057	35.612	126	8	1	2:14.632	1:01.45t	38.827	34.355	127
4	1	2:15.108	1:02.362	38.988	33.758	127	9	1	2:17.777	1:02.818	39.008	35.951	125
5	1	2:13.812	1:01.868	37.957	33.987	127							

69 Pierre PARSUS (FRA) (RENAULT TRUCKS/PREMIUM)							Theoretische Bestzeit: 2:28.911						
Lap	D	Time	S1	S2	S3		Lap	D	Time	S1	S2	S3	
1	1	2:46.411	1:23.651	43.754	39.006	111	5	1	2:40.206	1:10.599	45.490	44.117	106
2	1	2:37.685	1:14.460	45.141	38.084	114	6	1	2:43.586	1:18.038	44.074	41.474	110
3	1	2:32.928	1:10.910	45.489	36.529	120	7	1	2:31.908	1:09.492	43.688	38.728	120
4	1	2:30.758	1:09.263	44.008	37.487	117	8	1	2:29.416	1:08.96t	43.415	37.034	117

81 Sébastien DESCROFFRES (FRA) (DAF CF)							Theoretische Bestzeit: 2:26.323						
Lap	D	Time	S1	S2	S3		Lap	D	Time	S1	S2	S3	
1	1	2:47.655	1:24.150	43.814	39.691	111	5	1	4:21.040	3:00.581	41.472	38.987	114
2	1	2:32.518	1:10.657	44.718	37.143	115	6	1	2:28.907	1:08.519	42.045	38.343	112
3	1	2:28.133	1:08.00t	43.282	36.846	116	7	1	2:29.366	1:09.239	41.580	38.547	112
4	1	2:31.041	1:08.040	41.999									

83 Jérémy ROBINEAU (FRA) (RENAULT TRUCKS/PREMIUM)							Theoretische Bestzeit: 2:12.382						
Lap	D	Time	S1	S2	S3		Lap	D	Time	S1	S2	S3	
1	1	2:20.618	1:08.899	37.780	33.939	125	6	1	2:13.443	1:01.856	37.796	33.791	126
2	1	2:12.645	1:01.405	37.653	33.587	125	7	1	2:12.872	1:01.700	37.604	33.568	125
3	1	2:12.687	1:01.317	37.809	33.561	125	8	1	2:13.078	1:01.548	37.880	33.650	126
4	1	2:12.863	1:01.367	37.771	33.725	126	9	1	2:13.088	1:01.469	37.763	33.856	124
5	1	2:12.693	1:01.25t	37.563	33.872	118							

24 HEURES CAMIONS

Circuit Bugatti - Le Mans, length 4185 m

22. - 24. September 2017

24 HEURES CAMIONS



24h
CAMIONS
23-24 SEPTEMBRE 2017

Lap by Lap Race 3, 24.09.2017

FFSA -Reg.No.: FFSA n°736

1 Thomas ROBINEAU , MAN/TGX 24H / FRA															
1	2:14.041	2	2:08.561	3	2:08.649	4	2:08.842	5	2:09.741	6	2:09.926	7	2:08.557	8	2:08.955
9	2:09.573														

2 Lionel MONTAGNE , RENAULT TRUCKS/PREMIUM 24H / FRA															
1	2:13.405	2	2:08.504	3	2:08.627	4	2:08.873	5	2:10.131	6	2:11.061	7	2:09.224	8	2:09.280
9	2:09.512														

6 Anthony JANIEC , MAN TGS 24H / FRA															
1	2:10.997	2	2:06.867	3	2:07.153	4	2:07.585	5	2:07.807	6	2:09.209	7	2:08.275	8	2:09.448
9	2:10.425														

7 Stéphane LANGUILLAT , RENAULT TRUCKS/PREMIUM 24H / FRA															
1	2:22.292	2	2:14.087	3	2:16.534	4	2:14.019	5	2:13.872	6	2:13.472	7	2:14.273	8	2:13.694
9	2:13.969														

9 Jean-Charles MAURI , RENAULT TRUCKS/PREMIUM CUP / FRA															
1	2:19.108	2	2:45.488	3	2:13.522	4	2:14.226	5	2:11.247	6	2:09.968	7	2:12.146	8	2:12.722
9	2:10.544														

11 Kévin BASSANELLI , DAF CF CUP / FRA															
1	2:34.881	2	2:21.549	3	2:21.806										

12 Martial DEFAYE , RENAULT TRUCKS/PREMIUM 24H / FRA															
1	2:30.158	2	2:22.346	3	2:20.893	4	2:22.193	5	2:21.782	6	2:19.969	7	2:20.516	8	2:20.438
9	2:21.783														

14 Grégory OSTASZEWSKI , RENAULT TRUCKS/PREMIUM 24H / POL															
1	2:15.230	2	2:09.600	3	2:09.301	4	2:09.446	5	2:10.243	6	2:10.028	7	2:09.620	8	2:10.790
9	2:11.820														

15 Pascal LEMONNIER , RENAULT TRUCKS/PREMIUM 24H / FRA															
1	2:29.494														

16 Louis MERIC , MAN TGS CUP / FRA															
1	2:17.673	2	2:10.805	3	2:11.444	4	2:11.072	5	2:10.962	6	2:17.190	pit	2:26.888		

17 Alain TREUVEY , DAF CF CUP / FRA															
1	2:34.098	2	2:21.568	3	2:21.913	4	2:22.184	5	2:23.768	6	2:24.015	7	2:23.379	8	2:32.681

18 Frédéric LOUISFERT , RENAULT TRUCKS/PREMIUM CUP / FRA															
1	2:32.705	2	2:22.141	3	2:20.895	4	2:21.131	5	2:21.746	6	2:20.026	7	2:21.311	8	2:22.839
9	2:26.273														

20 Téo CALVET , MAN TGS CUP / FRA															
1	2:19.985	2	2:11.266	3	2:11.742	4	2:12.585	5	2:13.949	6	2:12.723	7	2:12.954	8	2:40.309
9	3:01.267														

21 Raphaël SOUSA , RENAULT TRUCKS/PREMIUM CUP / PRT															
1	2:33.043	2	2:17.080	3	2:16.670	4	2:15.760	5	2:14.967	6	2:14.397	7	2:15.387	8	2:14.466

24 HEURES CAMIONS

Circuit Bugatti - Le Mans, length 4185 m

22. - 24. September 2017

24 HEURES CAMIONS



24h

CAMIONS

23-24 SEPTEMBRE 2017

Lap by Lap Race 3, 24.09.2017

FFSA -Reg.No.: FFSA n°736

9	2:15.794																	
---	----------	--	--	--	--	--	--	--	--	--	--	--	--	--	--	--	--	--

22 José SOUSA , RENAULT TRUCKS/PREMIUM 24H / PRT																		
1	2:18.306	2	2:12.685	3	2:11.556	4	2:12.625	5	2:13.717	6	2:13.065	7	2:12.730	8	2:18.854			
9	2:12.205																	

23 José TEODOSIO , RENAULT TRUCKS/PREMIUM 24H / PRT																		
1	2:15.983	2	2:10.152	3	2:10.957	4	2:10.438	5	2:10.723	6	2:11.153	7	2:10.951	8	2:11.450			
9	2:12.330																	

32 Vincent CROUZADE , IVECO/STRALIS CUP / FRA																		
1	2:21.586	2	2:14.414	3	2:15.618	4	2:13.437	5	2:13.880	6	2:13.319	7	2:13.024	8	2:13.879			
9	2:13.498																	

33 Patrice LACOUVE , MAN TGS 24H / FRA																	
1	2:24.183	2	2:15.087	3	2:15.639	4	2:18.082	pit	2:28.843								

39 Franck CONTI , VOLVO/VN 24H / FRA																		
1	2:17.163	2	2:10.797	3	2:10.783	4	2:11.387	5	2:10.831	6	2:11.419	7	2:11.571	8	2:10.904			
9	2:10.586																	

64 Pierre IHUEL , VOLVO CUP / FRA																		
1	2:35.580	2	2:22.945	3	2:26.222	4	2:23.259	5	2:25.900	6	2:26.724	7	2:23.375	8	2:27.445			

65 Christophe MIQUEL , SCANIA CUP / FRA																		
1	2:37.148	2	2:22.794	3	2:24.047	4	2:23.434	5	2:27.735	6	2:24.076	7	2:24.646	8	2:23.024			

68 Aurélien HERGOTT , DAF CF 24H / FRA																		
1	2:23.189	2	2:13.668	3	2:15.609	4	2:15.108	5	2:13.812	6	2:13.980	7	2:14.133	8	2:14.632			
9	2:17.777																	

69 Pierre PARSUS , RENAULT TRUCKS/PREMIUM CUP / FRA																		
1	2:46.411	2	2:37.685	3	2:32.928	4	2:30.758	5	2:40.206	6	2:43.586	7	2:31.908	8	2:29.416			

81 Sébastien DESCROFFRES , DAF CF CUP / FRA																		
1	2:47.655	2	2:32.518	3	2:28.133	pit	2:31.041	5	4:21.040	6	2:28.907	7	2:29.366					


83 Jérémy ROBINEAU , RENAULT TRUCKS/PREMIUM 24H / FRA																		
1	2:20.618	2	2:12.645	3	2:12.687	4	2:12.863	5	2:12.693	6	2:13.443	7	2:12.872	8	2:13.078			
9	2:13.088																	

24 HEURES CAMIONS

Circuit Bugatti - Le Mans, length 4185 m

22. - 24. September 2017

24 HEURES CAMIONS



24h
CAMIONS
23 - 24 SEPTEMBRE 2017

Starting grid Race 3

21	Raphaël SOUSA	
	RENAULT TRUCKS/PREMIUI	
81	Sébastien DESCROFFRES	2:28.144
	DAF CF	
64	Pierre IHUEL	2:25.952
	VOLVO	
18	Frédéric LOUISFERT	2:22.378
	RENAULT TRUCKS/PREMIUI	
15	Pascal LEMONNIER	2:21.956
	RENAULT TRUCKS/PREMIUI	
31	Patrick CHATELAIN	2:19.120
	IVECO/STRALIS	
33	Patrice LACOUVE	2:16.460
	MAN TGS	
32	Vincent CROUZADE	2:15.374
	IVECO/STRALIS	
83	Jérémy ROBINEAU	2:12.620
	RENAULT TRUCKS/PREMIUI	
9	Jean-Charles MAURI	2:11.786
	RENAULT TRUCKS/PREMIUI	
39	Franck CONTI	2:10.860
	VOLVO/VN	
23	José TEODOSIO	2:09.299
	RENAULT TRUCKS/PREMIUI	
2	Lionel MONTAGNE	2:08.428
	RENAULT TRUCKS/PREMIUI	

FINAL

FFSAI -Reg.No.: FFSA n°736

13	69	Pierre PARSUS	2:30.080
		RENAULT TRUCKS/PREMIUI	
12	65	Christophe MIQUEL	2:26.600
		SCANIA	
11	17	Alain TREUVEY	2:24.349
		DAF CF	
10	11	Kévin BASSANELLI	2:22.318
		DAF CF	
9	12	Martial DEFAYE	2:20.512
		RENAULT TRUCKS/PREMIUI	
8	68	Aurélien HERGOTT	2:16.465
		DAF CF	
7	7	Stéphane LANGUILLAT	2:16.127
		RENAULT TRUCKS/PREMIUI	
6	22	José SOUSA	2:12.739
		RENAULT TRUCKS/PREMIUI	
5	20	Téo CALVET	2:12.206
		MAN TGS	
4	16	Louis MERIC	2:11.086
		MAN TGS	
3	14	Grégory OSTASZEWSKI	2:10.425
		RENAULT TRUCKS/PREMIUI	
2	1	Thomas ROBINEAU	2:08.608
		MAN/TGX	
1	6	Anthony JANIEC	2:06.874
		MAN TGS	

Pole Position


TRUCK # 21 - PERMIT TO START FROM THE BACK OF THE GRID (DECISION No 2)

24 HEURES CAMIONS

Circuit Bugatti - Le Mans, length 4185 m

22. - 24. September 2017

24 HEURES CAMIONS



Result Race 3, 24.09.2017

FFSA -Reg.No.: FFSA n°736

Car	Driver	Entrant	at Lap	pit in	pit out	duration	Sum	
81	DESCROFFRES	Sébastien SEBASTIEN	DESCROIF	4	14:24:24.000	14:26:25.733	2:01.733	2:01.733